

JUMBO INTERACTIVE LTD.

ISIN: AU000000JIN0 WKN: JIN

Overview

2024/07/18 22:02:12

Price
9.80 EURDifference  -0.51% (-0.05)

General attributes

ISIN	AU000000JIN0
Symbol	JIN
Exchange	Tradegate
Currency	EUR
Sector	Media / Entertainment / Recreation
Security type	Stock
Market cap (m)	615 EUR
Benchmark	ASX ALL ORDINARIES INDEX

Market data

Bid (Bid size)	9.60 EUR (180)
Ask (Ask size)	9.95 EUR (170)
Open	9.80 EUR
High	9.80 EUR
Low	9.80 EUR
Close (prev. day)	9.85 EUR
VWAP	9.95 EUR
Volume (pcs)	-
Trading volume	-
Number of trades	1
Last size	-

Futures and Options




Related Futures	-
Related Options	-

5y



Information about previous performance does not guarantee future performance.
Source: FactSet

Recent research

on sector			
Date		Headline	Download
2024/07/15		Aktienempfehlungen Global	
2024/07/12		Global Equity Ratings	
2024/07/09		Aktienempfehlungen Österreich	
2024/06/28		Equity Weekly	
2024/06/24		Aktienempfehlungen Österreich	

Details

2024/07/18 22:02:12

Price

9.80 EUR

 Difference ▼ -0.51% (-0.05)

General attributes

ISIN	AU000000JIN0
Symbol	JIN
Exchange	Tradegate
Currency	EUR
Sector	Media / Entertainment / Recreation
Security type	Stock
Market cap (m)	615 EUR
Benchmark	ASX ALL ORDINARIES INDEX

Market data

Bid (Bid size)	9.60 EUR (180)
Ask (Ask size)	9.95 EUR (170)
Open	9.80 EUR
High	9.80 EUR
Low	9.80 EUR
Close (prev. day)	9.85 EUR
VWAP	9.95 EUR
Volume (pcs)	-
Trading volume	-
Number of trades	1
Last size	-

Performance and Risk

	6m	1y	3y
Perf (%)	+18.07%	+9.50%	-7.55%
Perf (abs.)	+1.50	+0.85	-0.80
Beta	1.16	0.84	1.04
Volatility	31.46	29.73	39.12

5y



Information about previous performance does not guarantee future performance.
Source: FactSet

Price data

Ø price 5 days Ø volume 5 days (pcs.)	10.07 EUR (400)
Ø price 30 days Ø volume 30 days (pcs.)	10.28 EUR (192)
Ø price 100 days Ø volume 100 days (pcs.)	10.16 EUR (261)
Ø price 250 days Ø volume 250 days (pcs.)	9.37 EUR (176)
YTD High date	11.00 EUR (2024/06/27)
YTD Low date	8.05 EUR (2024/01/09)
52 Weeks High date	11.00 EUR (2024/06/27)
52 Weeks Low date	7.90 EUR (2023/12/12)

All listings for JUMBO INTERACTIVE LTD.

Exchange	Date	Time	Price	Trading volume (mio.)	Number of trades
Tradegate	2024/07/18	22:02	9.80 EUR	0.00	1
Stuttgart	2024/07/18	08:08	9.60 EUR	0.00	3
Hamburg	2024/07/18	08:00	9.60 EUR	0.00	3
Frankfurt	2024/07/18	08:00	9.60 EUR	0.00	2
FINRA other OTC	-	-	-	0.00	-

Issues						
Duesseldorf	2024/07/18	19:30	9.60	EUR	0.00	7
Berlin	2024/07/18	08:08	9.65	EUR	0.00	3
Australian Securities Exchange	2024/07/18	08:10	15.89	AUD	2.64	3,497

Company profile

Company Logo

Contact Details

JUMBO INTERACTIVE

--

Level 1, Coronation Drive 601 4066
Toowong, QLD

Telefon: +61 7 3831 3705

Fax: +61 7 3369 7844

E-mail: -

Company Profile

-