

## AZELIS GROUP N.V.

ISIN: **BE0974400328** WKN: -

## Overview

2024/04/26 21:50:06

Price  
22.74 EURDifference  -0.18% (-0.04)

## General attributes

ISIN	BE0974400328
Symbol	AZE
Exchange	Berlin
Currency	EUR
Sector	Chemical / Pharmaceutical / Health
Security type	Stock
Market cap (m)	5,542 EUR
Benchmark	BEL 20 INDEX

## Market data

Bid (Bid size)	22.50 EUR (560)
Ask (Ask size)	23.08 EUR (560)
Open	22.92 EUR
High	22.92 EUR
Low	22.34 EUR
Close (prev. day)	22.78 EUR
VWAP	-
Volume (pcs)	0
Trading volume	0.00
Number of trades	18
Last size	0

## Futures and Options









Related Futures	-
Related Options	-

5y



Information about previous performance does not guarantee future performance.  
Source: FactSet

## Recent research

on sector		on market	
Date		Headline	Download
2024/04/26		Global Equity Ratings	
2024/04/26		Aktienempfehlungen Global	
2024/04/15		Aktienempfehlungen Österreich	
2024/04/03		Global Equity Ratings	
2024/04/03		Aktienempfehlungen Global	

## Details

2024/04/26 21:50:06

### Price

22.74 EUR

 Difference ▼ -0.18% (-0.04)

### General attributes

ISIN	BE0974400328
Symbol	AZE
Exchange	Berlin
Currency	EUR
Sector	Chemical / Pharmaceutical / Health
Security type	Stock
Market cap (m)	5,542 EUR
Benchmark	BEL 20 INDEX

### Market data

Bid (Bid size)	22.50 EUR (560)
Ask (Ask size)	23.08 EUR (560)
Open	22.92 EUR
High	22.92 EUR
Low	22.34 EUR
Close (prev. day)	22.78 EUR
VWAP	-
Volume (pcs)	0
Trading volume	0.00
Number of trades	18
Last size	0

### Performance and Risk

	6m	1y	3y
Perf (%)	+43.29%	+5.77%	-
Perf (abs.)	+6.87	+1.24	-
Beta	1.06	0.93	1.21
Volatility	37.65	34.52	-

5y



Information about previous performance does not guarantee future performance.  
Source: FactSet

### Price data

Ø price 5 days   Ø volume 5 days (pcs.)	23.02 EUR (0)
Ø price 30 days   Ø volume 30 days (pcs.)	20.64 EUR (0)
Ø price 100 days   Ø volume 100 days (pcs.)	20.26 EUR (0)
Ø price 250 days   Ø volume 250 days (pcs.)	20.10 EUR (4)
YTD High   date	23.50 EUR (2024/04/17)
YTD Low   date	18.02 EUR (2024/02/13)
52 Weeks High   date	24.14 EUR (2023/06/02)
52 Weeks Low   date	15.63 EUR (2023/10/26)

### Arbitrage views

Exchange	Date	Time	Price	Trading volume (mio.)	Number of trades
Tradegate	2024/04/26	22:26	22.74 EUR	0.01	1
Stuttgart	2024/04/26	08:03	22.88 EUR	0.00	3
Munich	2024/04/26	08:11	22.98 EUR	0.00	1
London Stock Exchange	2024/04/24	17:10	23.004 EUR	0.55	2
Frankfurt	2024/04/26	17:20	22.62 EUR	0.00	5

	26					
FINRA other OTC Issues	2024/04/19	17:12	24.14 USD	0.25		3
Euronext Brussels	2024/04/26	17:35	22.72 EUR	5.26		1,230
Duesseldorf	2024/04/26	19:30	22.50 EUR	0.00		3
Berlin	2024/04/26	21:50	22.74 EUR	0.00		18

## Company profile

### Company Logo



### Company Profile

-

### Contact Details

AZELIS GROUP

--

----

Telefon: -

Fax: -

E-mail: -