


BUMIX FUTURES (MIX) - BUD/20241220

2024/06/10 03:54:10

Price
6,451.00 HUF

Difference  0.58% (37.00)

General attributes

Symbol	MIX1224
Exchange	Budapest Stock Exchange
Currency	HUF
Security type	Future
Underlying	BUDAPEST STOCK EXCHANGE MID- AND SMALLCAP SHARE INDEX
Maturity	12-2024
Contract size	100

Market data


Bid (Bid size)	- HUF (-)
Ask (Ask size)	- HUF (-)
Open	6,451.00 HUF
High	-
Low	-
Close (prev. day)	6,414.00 HUF
Underlying	BUDAPEST STOCK EXCHANGE MID- AND SMALLCAP SHARE INDEX
Underlying price (date)	6,223.98 (24/06/07)
Settlement price (date)	- (-)
Open Interest	0

Performance and Risk

	6m	1y	3y
Perf (%)	-	-	-
Perf (abs.)	-	-	-
Beta	-	-	-
Volatility	-	-	-

Futures and Options

Related Futures	-
Related Options	-












Information about previous performance does not guarantee future performance.
Source: FactSet

Price data

Ø price 5 days Ø volume 5 days (pcs.)	- HUF (-)
Ø price 30 days Ø volume 30 days (pcs.)	- HUF (-)
Ø price 100 days Ø volume 100 days (pcs.)	- HUF (-)
Ø price 250 days Ø volume 250 days (pcs.)	- HUF (-)
YTD High date	- HUF (-)
YTD Low date	- HUF (-)
52 Weeks High date	- HUF (-)
52 Weeks Low date	- HUF (-)

Recent Research

on market		
Date	Headline	Download
2024/06/07	 Winter has not ended yet	
2024/06/06	 Disappointing figure for April	
2024/06/05	 An all-time high figure again	
2024/06/04	 GDP grew by 1.1% y/y in 1Q24	
2024/06/03	 More insights into the key drivers of growth	