

BRD. KLEE B A/S

ISIN: **DK0010129089** WKN: **1012908**

Overview

2018/05/18 18:03:53

5y

Price

2,700.00 DKK

Difference  3.05% (80.00)

General attributes

ISIN	DK0010129089
Symbol	KLEE B
Exchange	London Stock Exchange
Currency	DKK
Sector	Commerce
Security type	Stock
Market cap (m)	18 EUR
Benchmark	OMX COPENHAGEN 20

Market data

Bid (Bid size)	-
Ask (Ask size)	-
Open	2,700.00 DKK
High	2,700.00 DKK
Low	2,700.00 DKK
Close (prev. day)	2,620.00 DKK
VWAP	-
Volume (pcs)	-
Trading volume	-
Number of trades	1
Last size	-











Futures and Options

Related Futures	-
Related Options	-

Chart
not available

Information about previous performance does not guarantee future performance.
Source: FactSet

Recent research

on sector	Date	Headline	Download
	2024/07/24	 Global Equity Ratings	
	2024/07/24	 Aktienempfehlungen Global	
	2024/07/15	 Aktienempfehlungen Global	
	2024/07/12	 Global Equity Ratings	
	2024/06/21	 Equity Weekly	

Details

2018/05/18 18:03:53

Price
2,700.00 DKK

Difference ▲ 3.05% (80.00)

General attributes

ISIN	DK0010129089
Symbol	KLEE B
Exchange	London Stock Exchange
Currency	DKK
Sector	Commerce
Security type	Stock
Market cap (m)	18 EUR
Benchmark	OMX COPENHAGEN 20

Market data

Bid (Bid size)	-
Ask (Ask size)	-
Open	2,700.00 DKK
High	2,700.00 DKK
Low	2,700.00 DKK
Close (prev. day)	2,620.00 DKK
VWAP	-
Volume (pcs)	-
Trading volume	-
Number of trades	1
Last size	-

Performance and Risk

	6m	1y	3y
Perf (%)	-	-	-
Perf (abs.)	-	-	-
Beta	0.72	0.59	0.37
Volatility	73.93	73.93	73.93

5y

Chart
not available

Information about previous performance does not guarantee future performance.
Source: FactSet

Price data

Ø price 5 days Ø volume 5 days (pcs.)	2,748.00 DKK (0)
Ø price 30 days Ø volume 30 days (pcs.)	2,667.33 DKK (0)
Ø price 100 days Ø volume 100 days (pcs.)	- DKK (0)
Ø price 250 days Ø volume 250 days (pcs.)	- DKK (0)
YTD High date	2,980.00 DKK (2018/05/08)
YTD Low date	2,460.00 DKK (2018/02/08)
52 Weeks High date	2,980.00 DKK (2018/05/08)
52 Weeks Low date	2,460.00 DKK (2018/02/08)

All listings for BRD. KLEE B A/S

Exchange 📍	Date	Time	Price	Trading volume (mio.)	Number of trades
Nasdaq Copenhagen	2024/07/19	17:20	4,020.00 DKK	0.00	1
London Stock Exchange	2018/05/18	18:03	2,700.00 DKK	0.00	1

Company profile

Company Logo



Company Profile

-

Contact Details

BRODRENE KLEE

--

Telefon: -

Fax: -

E-mail: -