

## BRD. KLEE B A/S

ISIN: **DK0010129089** WKN: **1012908**

## Overview

2018/05/18 18:03:53

Price

2,700.00 DKK

Difference  3.05% (80.00)

## General attributes

ISIN	DK0010129089
Symbol	KLEE B
Exchange	London Stock Exchange
Currency	DKK
Sector	Commerce
Security type	Stock
Market cap (m)	17 EUR
Benchmark	OMX COPENHAGEN 20

## Market data

Bid (Bid size)	-
Ask (Ask size)	-
Open	2,700.00 DKK
High	2,700.00 DKK
Low	2,700.00 DKK
Close (prev. day)	2,620.00 DKK
VWAP	-
Volume (pcs)	-
Trading volume	-
Number of trades	1
Last size	-

## Futures and Options









Related Futures	-
Related Options	-

5y

Chart  
not available

Information about previous performance does not guarantee future performance.  
Source: FactSet

## Recent research

on sector	Date	Headline	Download
	2024/04/03	 Global Equity Ratings	
	2024/04/03	 Aktienempfehlungen Global	
	2024/03/13	 Global Equity Ratings	
	2024/03/13	 Aktienempfehlungen Global	
	2024/02/22	 Aktienempfehlungen Global	

## Details

2018/05/18 18:03:53

## Price

2,700.00 DKK

Difference ▲ 3.05% (80.00)

## General attributes

ISIN	DK0010129089
Symbol	KLEE B
Exchange	London Stock Exchange
Currency	DKK
Sector	Commerce
Security type	Stock
Market cap (m)	17 EUR
Benchmark	OMX COPENHAGEN 20

## Market data

Bid (Bid size)	-
Ask (Ask size)	-
Open	2,700.00 DKK
High	2,700.00 DKK
Low	2,700.00 DKK
Close (prev. day)	2,620.00 DKK
VWAP	-
Volume (pcs)	-
Trading volume	-
Number of trades	1
Last size	-

## Performance and Risk

	6m	1y	3y
Perf (%)	-	-	-
Perf (abs.)	-	-	-
Beta	0.07	0.61	0.14
Volatility	73.93	73.93	73.93

5y

Chart  
not available

Information about previous performance does not guarantee future performance.  
Source: FactSet

## Price data

Ø price 5 days   Ø volume 5 days (pcs.)	2,748.00 DKK (0)
Ø price 30 days   Ø volume 30 days (pcs.)	2,667.33 DKK (0)
Ø price 100 days   Ø volume 100 days (pcs.)	- DKK (0)
Ø price 250 days   Ø volume 250 days (pcs.)	- DKK (0)
YTD High   date	2,980.00 DKK (2018/05/08)
YTD Low   date	2,460.00 DKK (2018/02/08)
52 Weeks High   date	2,980.00 DKK (2018/05/08)
52 Weeks Low   date	2,460.00 DKK (2018/02/08)

## Arbitrage views

Exchange <span>⊕</span>	Date	Time	Price	Trading volume (mio.)	Number of trades
Nasdaq Copenhagen	2024/04/22	16:47	3,820.00 DKK	0.01	2
London Stock Exchange	2018/05/18	18:03	2,700.00 DKK	0.00	1

## Company profile

### Company Logo



### Company Profile

-

### Contact Details

BRODRENE KLEE

--

----

Telefon: -

Fax: -

E-mail: -