

## VIDRALA SA EUR1.02

ISIN: **ES0183746314** WKN: -

## Overview

2024/09/13 17:30:00

## Price

96.40 EUR

Difference  0.00% (0.00)

## General attributes

ISIN ES0183746314

Symbol VID

Exchange London Stock Exchange  
European Trade Reporting

Currency EUR

Sector Consumer Products

Security type Stock

Market cap (m) 3,130 EUR

Benchmark IBEX 35

## Market data

Bid (Bid size) 91.60 EUR (1,000)

Ask (Ask size) 101.20 EUR (1,000)

Open 95.70 EUR

High 96.40 EUR

Low 95.70 EUR

Close (prev. day) 96.40 EUR

VWAP 105.20 EUR

Volume (pcs) -

Trading volume -

Number of trades 2

Last size -

## Futures and Options

Related Futures -

Related Options -





5y



Information about previous performance does not guarantee future performance.

Source: FactSet

## Recent research

on sector		on market		
Date		Headline		Download
2024/09/11		Global Equity Ratings		
2024/09/11		Aktienempfehlungen Global		
2024/09/09		Aktienempfehlungen Österreich		
2024/09/05		Global Equity Ratings		
2024/09/05		Aktienempfehlungen Global		

## Details

2024/09/13 17:30:00

## Price

96.40 EUR

Difference ➔ 0.00% (0.00)

## General attributes

ISIN	ES0183746314
Symbol	VID
Exchange	London Stock Exchange European Trade Reporting
Currency	EUR
Sector	Consumer Products
Security type	Stock
Market cap (m)	3,130 EUR
Benchmark	IBEX 35

## Market data

Bid (Bid size)	91.60 EUR (1,000)
Ask (Ask size)	101.20 EUR (1,000)
Open	95.70 EUR
High	96.40 EUR
Low	95.70 EUR
Close (prev. day)	96.40 EUR
VWAP	105.20 EUR
Volume (pcs)	-
Trading volume	-
Number of trades	2
Last size	-

## Performance and Risk

	6m	1y	3y
Perf (%)	+0.36%	+23.29%	+10.11%
Perf (abs.)	+0.35	+18.21	+8.85
Beta	-	-	-
Volatility	27.91	27.51	27.44

5y



Information about previous performance does not guarantee future performance.  
Source: FactSet

## Price data

Ø price 5 days   Ø volume 5 days (pcs.)	95.72 EUR (0)
Ø price 30 days   Ø volume 30 days (pcs.)	95.21 EUR (0)
Ø price 100 days   Ø volume 100 days (pcs.)	100.95 EUR (0)
Ø price 250 days   Ø volume 250 days (pcs.)	92.63 EUR (13)
YTD High   date	113.20 EUR (2024/06/04)
YTD Low   date	88.00 EUR (2024/01/18)
52 Weeks High   date	113.20 EUR (2024/06/04)
52 Weeks Low   date	69.05 EUR (2023/10/27)

## All listings for VIDRALA SA EUR1.02

Exchange <span style="color: green;">⬆</span>	Date	Time	Price	Trading volume (mio.)	Number of trades
Tradegate	2024/09/13	22:26	97.10 EUR	0.00	2
Stuttgart	2024/09/13	12:46	96.40 EUR	0.00	9
Munich	2024/09/13	08:07	95.80 EUR	0.00	2
London Stock Exchange European Trade Reporting	2024/09/13	17:30	96.40 EUR	0.00	2

Frankfurt	2024/ 09/13	12:04	96.70 EUR	0.00	3
FINRA other OTC Issues	2023/ 11/29	02:10	80.4762 USD	0.00	2
Duesseldorf	2024/ 09/13	19:31	96.20 EUR	0.00	7
Berlin	2024/ 09/13	21:50	96.90 EUR	0.00	19
BME Continuous Market	2024/ 09/13	17:35	97.00 EUR	6.92	761

## Company profile

### Company Logo



### Company Profile

-

### Contact Details

VIDRALA S.A.

--

Barrio Munegazo, 22 01400 Llodio, Alava

Telefon: +34 94 671 97 10

Fax: +34 94 671 97 17

E-mail: [comercial@vidrala.com](mailto:comercial@vidrala.com)