

SAMPO PLC SDR EACH REP 1 SHS

ISIN: **SE0018768707** WKN: -

Overview

2024/07/26 18:00:00

Price
469.00 SEKDifference  2.07% (9.50)

General attributes

ISIN	SE0018768707
Symbol	SAMPO SDB
Exchange	Nasdaq Stockholm
Currency	SEK
Sector	Financial
Security type	Stock
Market cap (m)	20,169 EUR
Benchmark	OMX HELSINKI 25

Market data

Bid (Bid size)	469.00 SEK (654)
Ask (Ask size)	470.00 SEK (505)
Open	464.00 SEK
High	469.50 SEK
Low	464.00 SEK
Close (prev. day)	459.50 SEK
VWAP	466.8887 SEK
Volume (pcs)	3,543
Trading volume	1,654,175.00
Number of trades	115
Last size	-

Futures and Options











Related Futures	-
Related Options	-

5y



Information about previous performance does not guarantee future performance.
Source: FactSet

Recent research

on sector	on market		
Date		Headline	Download
2024/07/24		Global Equity Ratings	
2024/07/24		Aktienempfehlungen Global	
2024/07/19		Equity Weekly	
2024/07/15		Aktienempfehlungen Global	
2024/07/12		Global Equity Ratings	

Details

2024/07/26 18:00:00

Price

469.00 SEK

Difference ▲ 2.07% (9.50)

General attributes

ISIN	SE0018768707
Symbol	SAMPO SDB
Exchange	Nasdaq Stockholm
Currency	SEK
Sector	Financial
Security type	Stock
Market cap (m)	20,169 EUR
Benchmark	OMX HELSINKI 25

Market data

Bid (Bid size)	469.00 SEK (654)
Ask (Ask size)	470.00 SEK (505)
Open	464.00 SEK
High	469.50 SEK
Low	464.00 SEK
Close (prev. day)	459.50 SEK
VWAP	466.8887 SEK
Volume (pcs)	3,543
Trading volume	1,654,175.00
Number of trades	115
Last size	-

Performance and Risk

	6m	1y	3y
Perf (%)	+7.69%	+11.18%	-
Perf (abs.)	+33.50	+47.17	-
Beta	0.21	0.18	0.15
Volatility	19.82	18.54	-

5y



Information about previous performance does not guarantee future performance.
Source: FactSet

Price data

Ø price 5 days Ø volume 5 days (pcs.)	463.50 SEK (6,216)
Ø price 30 days Ø volume 30 days (pcs.)	453.17 SEK (12,268)
Ø price 100 days Ø volume 100 days (pcs.)	456.40 SEK (16,811)
Ø price 250 days Ø volume 250 days (pcs.)	447.89 SEK (11,249)
YTD High date	476.00 SEK (2024/05/22)
YTD Low date	427.00 SEK (2024/06/17)
52 Weeks High date	476.00 SEK (2024/05/22)
52 Weeks Low date	407.73 SEK (2023/08/04)

Arbitrage views

Exchange ⊕	Date	Time	Price	Trading volume (mio.)	Number of trades
Nasdaq Stockholm	2024/07/26	18:00	469.00 SEK	1.65	115
Frankfurt	2024/07/26	15:29	38.95 EUR	0.00	5

Company profile

Company Logo



Contact Details

SAMPO OYJ

--

Fabianinkatu 27 00100 Helsinki

Telefon: +35 8 10 516 0100

Fax: +35 8 9 228 90 434

E-mail: ir@sampo.fi

Company Profile

-

Members of Management Board

Torbjörn Magnusson	Chairman of Managing Board
Ingrid Janbu Holthe	Member of Executive Committee
Knut Arne Alsaker	Member of Executive Committee
Morten Thorsrud	Member of Executive Committee
Patrick Lapveteläinen	Member of Executive Committee
Petri Niemisvirta	Member of Executive Committee
Ricard Wennerklint	Member of Executive Committee

Board of directors

Antti Mikael Mäkinen	Chairman of Supervisory Board
Johanna Lamminen	Member of Supervisory Board
Risto Murto	Member of Supervisory Board
Annica Witschard	Member of Supervisory Board
Christian Clausen	Member of Supervisory Board
Fiona Clutterbuck	Member of Supervisory Board
Georg Johan Casimir Ehnrooth	Member of Supervisory Board
Jannica Charlotta Fagerholm	Member of Supervisory Board
Markus Heikki Erdem Rauramo	Member of Supervisory Board
Steve Langan	Member of Supervisory Board