

# EXXON MOBIL CORP. FUTURE (XOMF) - EUX/202512

2024/07/29 18:35:50

**Price**  
**117.8929** USD

**Difference**  **-1.03% (-1.22)**

**General attributes**

Symbol	XOMFZ25
Exchange	Eurex
Currency	USD
Security type	Future
Underlying	EXXON MOBIL CORPORATION
Maturity	12-2025
Contract size	100

**Market data**

Bid (Bid size)	- USD (-)
Ask (Ask size)	- USD (-)
Open	117.8929 USD
High	117.8929 USD
Low	117.8929 USD
Close (prev. day)	119.1164 USD
Underlying	EXXON MOBIL CORPORATION
Underlying price (date)	116.10 (24/07/29)
Settlement price (date)	117.89 (24/07/29)
Open Interest	0

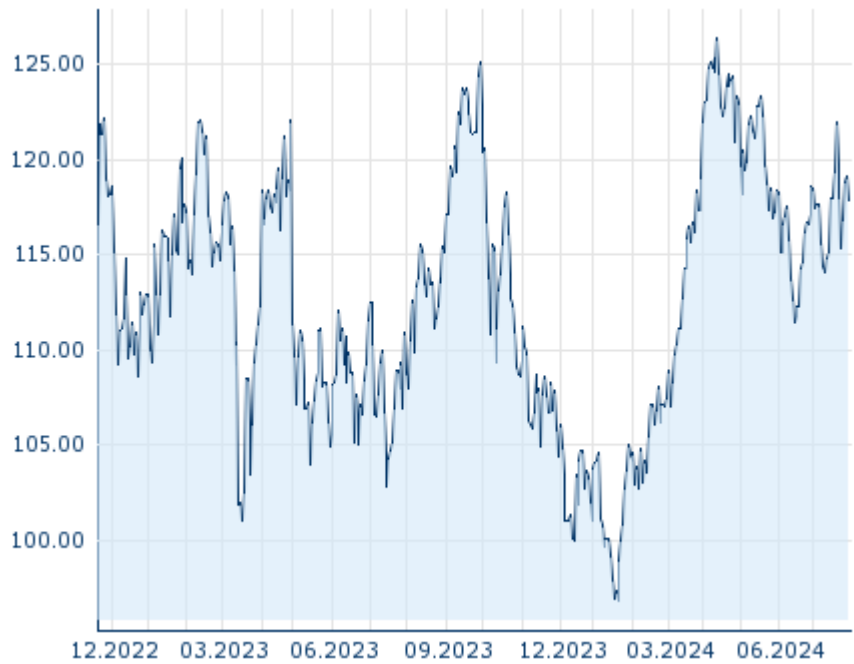
**Performance and Risk**

	6m	1y	3y
Perf (%)	+13.74%	+10.24%	-
Perf (abs.)	+14.24	+10.95	-
Beta	-	-	-
Volatility	18.42	21.66	-

**Futures and Options**

Related Futures	-
Related Options	-

5y












Information about previous performance does not guarantee future performance.  
 Source: FactSet

**Price data**

Ø price 5 days   Ø volume 5 days (pcs.)	117.5774 USD (0)
Ø price 30 days   Ø volume 30 days (pcs.)	116.7017 USD (0)
Ø price 100 days   Ø volume 100 days (pcs.)	118.4398 USD (0)
Ø price 250 days   Ø volume 250 days (pcs.)	112.9635 USD (0)
YTD High   date	126.3690 USD (2024/04/12)
YTD Low   date	96.8513 USD (2024/01/22)
52 Weeks High   date	126.3690 USD (2024/04/12)
52 Weeks Low   date	96.8513 USD (2024/01/22)

**Recent Research**

on underlying	on sector	on market	
Date		Headline	Download
2024/07/24		Global Equity Ratings	
2024/07/24		Aktienempfehlungen Global	
2024/07/15		Aktienempfehlungen Global	
2024/07/12		Global Equity Ratings	
2024/06/21		Global Equity Ratings	