

EXXON MOBIL CORP. FUTURE (XOMF) - EUX/202512

2024/05/03 18:33:44

Price
118.1489 USD

Difference  **-1.30% (-1.55)**

General attributes

Symbol	XOMFZ25
Exchange	Eurex
Currency	USD
Security type	Future
Underlying	EXXON MOBIL CORPORATION
Maturity	12-2025
Contract size	100

Market data

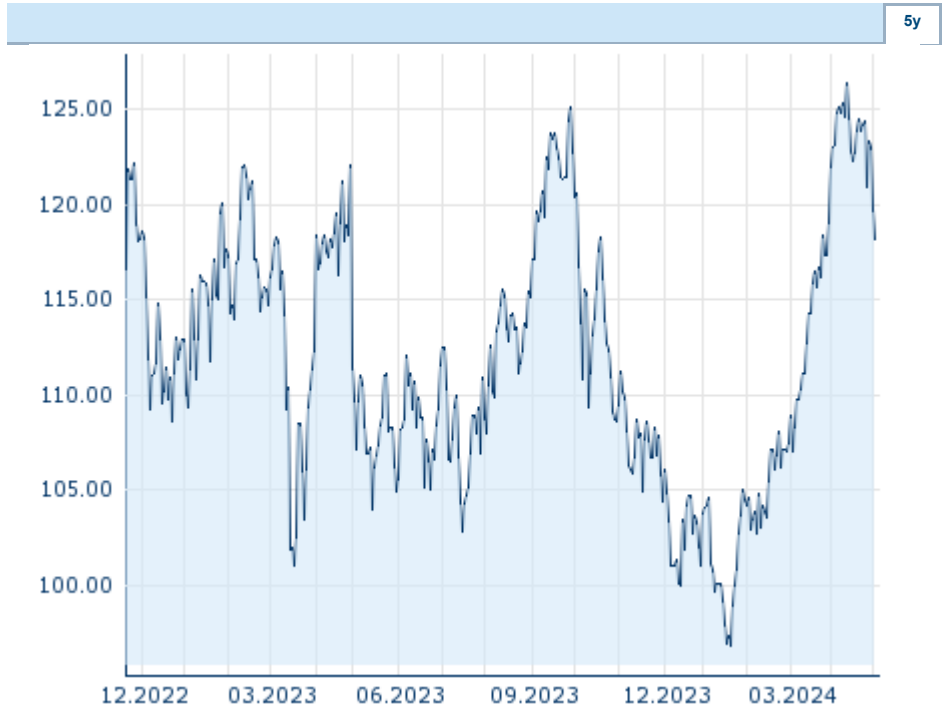
Bid (Bid size)	- USD (-)
Ask (Ask size)	- USD (-)
Open	118.1489 USD
High	118.1489 USD
Low	118.1489 USD
Close (prev. day)	119.7025 USD
Underlying	EXXON MOBIL CORPORATION
Underlying price (date)	116.00 (24/05/03)
Settlement price (date)	118.15 (24/05/03)
Open Interest	0

Performance and Risk

	6m	1y	3y
Perf (%)	+7.19%	+7.59%	-
Perf (abs.)	+7.93	+8.34	-
Beta	-	-	-
Volatility	20.78	23.74	-

Futures and Options

Related Futures	-
Related Options	-












Information about previous performance does not guarantee future performance.
Source: FactSet

Price data

Ø price 5 days Ø volume 5 days (pcs.)	121.0618 USD (0)
Ø price 30 days Ø volume 30 days (pcs.)	122.1440 USD (0)
Ø price 100 days Ø volume 100 days (pcs.)	109.8780 USD (0)
Ø price 250 days Ø volume 250 days (pcs.)	110.6923 USD (0)
YTD High date	126.3690 USD (2024/04/12)
YTD Low date	96.8513 USD (2024/01/22)
52 Weeks High date	126.3690 USD (2024/04/12)
52 Weeks Low date	96.8513 USD (2024/01/22)

Recent Research

on underlying	on sector	on market	
Date		Headline	Download
2024/04/26		Global Equity Ratings	
2024/04/26		Aktienempfehlungen Global	
2024/04/03		Global Equity Ratings	
2024/04/03		Aktienempfehlungen Global	
2024/03/13		Global Equity Ratings	