

SOUTHERN CO., THE FUTURE (SOFF) - EUX/202512

2024/09/17 18:46:16

Price
90.1326 USD

Difference  -0.47% (-0.43)

General attributes

Symbol	SOFFZ25
Exchange	Eurex
Currency	USD
Security type	Future
Underlying	SOUTHERN CO.
Maturity	12-2025
Contract size	100

Market data

Bid (Bid size)	- USD (-)
Ask (Ask size)	- USD (-)
Open	90.1326 USD
High	90.1326 USD
Low	90.1326 USD
Close (prev. day)	90.558 USD
Underlying	SOUTHERN CO.
Underlying price (date)	89.39 (24/09/18)
Settlement price (date)	90.13 (24/09/17)
Open Interest	0

Performance and Risk

	6m	1y	3y
Perf (%)	+28.61%	+22.89%	-
Perf (abs.)	+20.05	+16.79	-
Beta	-	-	-
Volatility	15.14	17.50	-

Futures and Options

Related Futures	-
Related Options	-

5y












Information about previous performance does not guarantee future performance.
Source: FactSet

Price data

Ø price 5 days Ø volume 5 days (pcs.)	89.9633 USD (0)
Ø price 30 days Ø volume 30 days (pcs.)	88.7190 USD (0)
Ø price 100 days Ø volume 100 days (pcs.)	83.3306 USD (0)
Ø price 250 days Ø volume 250 days (pcs.)	75.2539 USD (0)
YTD High date	90.8615 USD (2024/09/04)
YTD Low date	66.5328 USD (2024/02/28)
52 Weeks High date	90.8615 USD (2024/09/04)
52 Weeks Low date	63.0291 USD (2023/10/02)

Recent Research

on underlying		on sector		on market	
Date		Headline		Download	
2024/09/11		Global Equity Ratings			
2024/09/11		Aktienempfehlungen Global			
2024/09/05		Global Equity Ratings			
2024/09/05		Aktienempfehlungen Global			
2024/08/12		Global Equity Ratings		