

## SOUTHERN CO., THE FUTURE (SOFF) - EUX/202512

2024/05/17 19:05:29

Price  
**81.442** USDDifference  -0.76% (-0.62)

## General attributes

Symbol	SOFFZ25
Exchange	Eurex
Currency	USD
Security type	Future
Underlying	SOUTHERN CO.
Maturity	12-2025
Contract size	100

## Market data

Bid (Bid size)	- USD (-)
Ask (Ask size)	- USD (-)
Open	81.442 USD
High	81.442 USD
Low	81.442 USD
Close (prev. day)	82.0634 USD
Underlying	SOUTHERN CO.
Underlying price (date)	79.54 (24/05/17)
Settlement price (date)	81.44 (24/05/17)
Open Interest	0

## Performance and Risk

	6m	1y	3y
Perf (%)	+15.58%	+14.04%	-
Perf (abs.)	+10.98	+10.03	-
Beta	-	-	-
Volatility	16.73	18.57	-

## Futures and Options

Related Futures	-
Related Options	-












Information about previous performance does not guarantee future performance.  
Source: FactSet

## Price data

Ø price 5 days   Ø volume 5 days (pcs.)	81.413 USD (0)
Ø price 30 days   Ø volume 30 days (pcs.)	75.175 USD (0)
Ø price 100 days   Ø volume 100 days (pcs.)	71.320 USD (0)
Ø price 250 days   Ø volume 250 days (pcs.)	70.849 USD (0)
YTD High   date	82.063 USD (2024/05/16)
YTD Low   date	66.533 USD (2024/02/28)
52 Weeks High   date	82.063 USD (2024/05/16)
52 Weeks Low   date	63.029 USD (2023/10/02)

## Recent Research

on underlying	on sector	on market	
Date		Headline	Download
2024/04/26		Global Equity Ratings	
2024/04/26		Aktienempfehlungen Global	
2024/04/03		Global Equity Ratings	
2024/04/03		Aktienempfehlungen Global	
2024/03/13		Global Equity Ratings	