

# VISA INC. FUTURE (VISG) - EUX/202512

2024/04/17 18:37:39

**Price**  
293.452 USD

**Difference**  -0.17% (-0.49)

### General attributes

Symbol	VISGZ25
Exchange	Eurex
Currency	USD
Security type	Future
Underlying	VISA INC.
Maturity	12-2025
Contract size	100

### Market data

Bid (Bid size)	- USD (-)
Ask (Ask size)	- USD (-)
Open	293.452 USD
High	293.452 USD
Low	293.452 USD
Close (prev. day)	293.9427 USD
Underlying	VISA INC.
Underlying price (date)	272.69 (24/04/17)
Settlement price (date)	293.45 (24/04/17)
Open Interest	0

### Performance and Risk

	6m	1y	3y
Perf (%)	+10.23%	+15.28%	-
Perf (abs.)	+27.22	+38.91	-
Beta	-	-	-
Volatility	14.36	16.50	-

### Futures and Options

Related Futures	-
Related Options	-

5y












Information about previous performance does not guarantee future performance.  
Source: FactSet

### Price data

Ø price 5 days   Ø volume 5 days (pcs.)	295.545 USD (0)
Ø price 30 days   Ø volume 30 days (pcs.)	301.670 USD (0)
Ø price 100 days   Ø volume 100 days (pcs.)	292.536 USD (0)
Ø price 250 days   Ø volume 250 days (pcs.)	273.206 USD (0)
YTD High   date	312.835 USD (2024/03/21)
YTD Low   date	278.390 USD (2024/01/03)
52 Weeks High   date	312.835 USD (2024/03/21)
52 Weeks Low   date	238.864 USD (2023/05/31)

### Recent Research

on underlying	on sector	on market	
Date		Headline	Download
2024/04/03		Global Equity Ratings	
2024/04/03		Aktienempfehlungen Global	
2024/03/13		Global Equity Ratings	
2024/03/13		Aktienempfehlungen Global	
2024/02/22		Aktienempfehlungen Global	