

UBER TECHNOLOGIES INC. FUTURE (UBRF) - EUX/202512

2024/06/14 18:39:37

Price
75.3377 USD
 Difference  -1.21% (-0.92)

General attributes

Symbol	UBRFZ25
Exchange	Eurex
Currency	USD
Security type	Future
Underlying	UBER TECHNOLOGIES INC.
Maturity	12-2025
Contract size	100

Market data

Bid (Bid size)	- USD (-)
Ask (Ask size)	- USD (-)
Open	75.3377 USD
High	75.3377 USD
Low	75.3377 USD
Close (prev. day)	76.258 USD
Underlying	UBER TECHNOLOGIES INC.
Underlying price (date)	70.06 (24/06/14)
Settlement price (date)	75.34 (24/06/14)
Open Interest	0

Performance and Risk

	6m	1y	3y
Perf (%)	+12.11%	+63.87%	-
Perf (abs.)	+8.14	+29.36	-
Beta	-	-	-
Volatility	37.69	35.86	-

Futures and Options

Related Futures	-
Related Options	-

5y












Information about previous performance does not guarantee future performance.
 Source: FactSet

Price data

Ø price 5 days Ø volume 5 days (pcs.)	75.5456 USD (0)
Ø price 30 days Ø volume 30 days (pcs.)	72.0459 USD (0)
Ø price 100 days Ø volume 100 days (pcs.)	78.2536 USD (0)
Ø price 250 days Ø volume 250 days (pcs.)	64.7267 USD (0)
YTD High date	88.3204 USD (2024/03/04)
YTD Low date	63.4209 USD (2024/01/05)
52 Weeks High date	88.3204 USD (2024/03/04)
52 Weeks Low date	45.3023 USD (2023/10/26)

Recent Research

on underlying	on sector	on market	
Date		Headline	Download
2024/06/14		Global Equity Ratings	
2024/06/14		Aktienempfehlungen Global	
2024/05/29		Global Equity Ratings	
2024/05/29		Aktienempfehlungen Global	
2024/04/26		Global Equity Ratings	