

UBER TECHNOLOGIES INC. FUTURE (UBRF) - EUX/202512

2024/06/14 18:39:37

Price
75.3377 USD

Difference  **-1.21% (-0.92)**

General attributes

| | |
|---------------|------------------------|
| Symbol | UBRFZ25 |
| Exchange | Eurex |
| Currency | USD |
| Security type | Future |
| Underlying | UBER TECHNOLOGIES INC. |
| Maturity | 12-2025 |
| Contract size | 100 |

Market data

| | |
|-------------------------|------------------------|
| Bid (Bid size) | - USD (-) |
| Ask (Ask size) | - USD (-) |
| Open | 75.3377 USD |
| High | 75.3377 USD |
| Low | 75.3377 USD |
| Close (prev. day) | 76.258 USD |
| Underlying | UBER TECHNOLOGIES INC. |
| Underlying price (date) | 70.06 (24/06/14) |
| Settlement price (date) | 75.34 (24/06/14) |
| Open Interest | 0 |

Performance and Risk

| | 6m | 1y | 3y |
|-------------|---------|---------|----|
| Perf (%) | +12.11% | +63.87% | - |
| Perf (abs.) | +8.14 | +29.36 | - |
| Beta | - | - | - |
| Volatility | 37.69 | 35.86 | - |

Futures and Options

| | |
|-----------------|---|
| Related Futures | - |
| Related Options | - |













Information about previous performance does not guarantee future performance.
Source: FactSet

Price data

| | |
|---|--------------------------|
| Ø price 5 days Ø volume 5 days (pcs.) | 75.5456 USD (0) |
| Ø price 30 days Ø volume 30 days (pcs.) | 72.0459 USD (0) |
| Ø price 100 days Ø volume 100 days (pcs.) | 78.2536 USD (0) |
| Ø price 250 days Ø volume 250 days (pcs.) | 64.7267 USD (0) |
| YTD High date | 88.3204 USD (2024/03/04) |
| YTD Low date | 63.4209 USD (2024/01/05) |
| 52 Weeks High date | 88.3204 USD (2024/03/04) |
| 52 Weeks Low date | 45.3023 USD (2023/10/26) |

Recent Research

| on underlying | on sector | on market | |
|---------------|---|---------------------------|---|
| Date | | Headline | Download |
| 2024/06/14 |  | Global Equity Ratings |  |
| 2024/06/14 |  | Aktienempfehlungen Global |  |
| 2024/05/29 |  | Global Equity Ratings |  |
| 2024/05/29 |  | Aktienempfehlungen Global |  |
| 2024/04/26 |  | Global Equity Ratings |  |