

# UBER TECHNOLOGIES INC. FUTURE (UBRF) - EUX/202512

2024/05/23 18:40:55

**Price**  
**69.7352** USD  
 Difference  -1.81% (-1.29)

**General attributes**

Symbol UBRFZ25  
 Exchange Eurex  
 Currency USD  
 Security type Future  
 Underlying UBER TECHNOLOGIES INC.  
 Maturity 12-2025  
 Contract size 100

**Market data**

Bid (Bid size) - USD (-)  
 Ask (Ask size) - USD (-)  
 Open 69.7352 USD  
 High 69.7352 USD  
 Low 69.7352 USD  
 Close (prev. day) 71.0202 USD  
 Underlying UBER TECHNOLOGIES INC.  
 Underlying price (date) 63.60 (24/05/23)  
 Settlement price (date) 69.74 (24/05/23)  
 Open Interest 0

**Performance and Risk**

	6m	1y	3y
Perf (%)	+12.79%	+57.70%	-
Perf (abs.)	+7.91	+25.52	-
Beta	-	-	-
Volatility	37.89	36.17	-

**Futures and Options**

Related Futures -  
 Related Options -

5y












Information about previous performance does not guarantee future performance.  
 Source: FactSet

**Price data**

Ø price 5 days   Ø volume 5 days (pcs.)	70.3875 USD (0)
Ø price 30 days   Ø volume 30 days (pcs.)	74.9080 USD (0)
Ø price 100 days   Ø volume 100 days (pcs.)	77.5143 USD (0)
Ø price 250 days   Ø volume 250 days (pcs.)	63.0768 USD (0)
YTD High   date	88.3204 USD (2024/03/04)
YTD Low   date	63.4209 USD (2024/01/05)
52 Weeks High   date	88.3204 USD (2024/03/04)
52 Weeks Low   date	41.7835 USD (2023/05/31)

**Recent Research**

on underlying   on sector   on market			
Date		Headline	Download
2024/04/26		Global Equity Ratings	
2024/04/26		Aktienempfehlungen Global	
2024/04/03		Global Equity Ratings	
2024/04/03		Aktienempfehlungen Global	
2024/03/13		Global Equity Ratings	