

LILLY & CO., ELI FUTURE (LLYF) - EUX/202512

2024/09/17 18:46:03

Price
949.8248 USD

Difference  **-1.74% (-16.83)**

General attributes

Symbol	LLYFZ25
Exchange	Eurex
Currency	USD
Security type	Future
Underlying	ELI LILLY AND COMPANY
Maturity	12-2025
Contract size	100

Market data

Bid (Bid size)	- USD (-)
Ask (Ask size)	- USD (-)
Open	949.8248 USD
High	949.8248 USD
Low	949.8248 USD
Close (prev. day)	966.6552 USD
Underlying	ELI LILLY AND COMPANY
Underlying price (date)	907.365 (24/09/18)
Settlement price (date)	949.82 (24/09/17)
Open Interest	0

Performance and Risk

	6m	1y	3y
Perf (%)	+16.88%	+46.82%	-
Perf (abs.)	+137.18	+302.89	-
Beta	-	-	-
Volatility	32.49	31.65	-

Futures and Options

Related Futures	-
Related Options	-

5y












Information about previous performance does not guarantee future performance.
 Source: FactSet

Price data

Ø price 5 days Ø volume 5 days (pcs.)	962.3432 USD (0)
Ø price 30 days Ø volume 30 days (pcs.)	967.7794 USD (0)
Ø price 100 days Ø volume 100 days (pcs.)	922.0649 USD (0)
Ø price 250 days Ø volume 250 days (pcs.)	797.3217 USD (0)
YTD High date	1,012.9726 USD (2024/07/15)
YTD Low date	630.0368 USD (2024/01/02)
52 Weeks High date	1,012.9726 USD (2024/07/15)
52 Weeks Low date	572.0231 USD (2023/10/03)

Recent Research

on underlying	on sector	on market	
Date		Headline	Download
2024/09/11		Global Equity Ratings	
2024/09/11		Aktienempfehlungen Global	
2024/09/05		Global Equity Ratings	
2024/09/05		Aktienempfehlungen Global	
2024/08/12		Global Equity Ratings	