

LILLY & CO., ELI FUTURE (LLYF) - EUX/202512

2024/07/26 18:35:32

Price
864.135 USD

Difference  -2.15% (-18.99)

General attributes

Symbol	LLYFZ25
Exchange	Eurex
Currency	USD
Security type	Future
Underlying	ELI LILLY AND COMPANY
Maturity	12-2025
Contract size	100

Market data

Bid (Bid size)	- USD (-)
Ask (Ask size)	- USD (-)
Open	864.135 USD
High	864.135 USD
Low	864.135 USD
Close (prev. day)	883.1238 USD
Underlying	ELI LILLY AND COMPANY
Underlying price (date)	804.62 (24/07/26)
Settlement price (date)	864.14 (24/07/26)
Open Interest	0

Performance and Risk

	6m	1y	3y
Perf (%)	+25.98%	+74.15%	-
Perf (abs.)	+178.23	+367.93	-
Beta	-	-	-
Volatility	31.20	32.72	-

Futures and Options

Related Futures	-
Related Options	-

5y












Information about previous performance does not guarantee future performance.
Source: FactSet

Price data

Ø price 5 days Ø volume 5 days (pcs.)	901.998 USD (0)
Ø price 30 days Ø volume 30 days (pcs.)	957.291 USD (0)
Ø price 100 days Ø volume 100 days (pcs.)	875.899 USD (0)
Ø price 250 days Ø volume 250 days (pcs.)	747.750 USD (0)
YTD High date	1,012.973 USD (2024/07/15)
YTD Low date	630.037 USD (2024/01/02)
52 Weeks High date	1,012.973 USD (2024/07/15)
52 Weeks Low date	495.526 USD (2023/08/04)

Recent Research

on underlying	on sector	on market	
Date		Headline	Download
2024/07/24		Global Equity Ratings	
2024/07/24		Aktienempfehlungen Global	
2024/07/15		Aktienempfehlungen Global	
2024/07/12		Global Equity Ratings	
2024/06/21		Global Equity Ratings	