

NESTLÉ S.A. FUTURE (NESG) - EUX/202512

2024/09/13 18:35:27

Price
86.1176 CHF

Difference  -0.35% (-0.30)

General attributes

Symbol	NESGZ25
Exchange	Eurex
Currency	CHF
Security type	Future
Underlying	NESTLÉ SA
Maturity	12-2025
Contract size	100

Market data

Bid (Bid size)	- CHF (-)
Ask (Ask size)	- CHF (-)
Open	86.1176 CHF
High	86.1176 CHF
Low	86.1176 CHF
Close (prev. day)	86.4174 CHF
Underlying	NESTLÉ SA
Underlying price (date)	87.60 (24/09/13)
Settlement price (date)	86.12 (24/09/13)
Open Interest	0

Performance and Risk

	6m	1y	3y
Perf (%)	-7.42%	-16.61%	-
Perf (abs.)	-6.90	-17.16	-
Beta	-	-	-
Volatility	16.68	17.08	-

Futures and Options

Related Futures	-
Related Options	-

5y












Information about previous performance does not guarantee future performance.
Source: FactSet

Price data

Ø price 5 days Ø volume 5 days (pcs.)	86.4670 CHF (0)
Ø price 30 days Ø volume 30 days (pcs.)	87.7928 CHF (0)
Ø price 100 days Ø volume 100 days (pcs.)	91.3216 CHF (0)
Ø price 250 days Ø volume 250 days (pcs.)	93.8802 CHF (0)
YTD High date	98.0452 CHF (2024/06/06)
YTD Low date	85.8639 CHF (2024/08/05)
52 Weeks High date	107.2800 CHF (2023/09/21)
52 Weeks Low date	85.8639 CHF (2024/08/05)

Recent Research

on underlying	on sector	on market	
Date		Headline	Download
2024/09/11		Global Equity Ratings	
2024/09/11		Aktienempfehlungen Global	
2024/09/05		Global Equity Ratings	
2024/09/05		Aktienempfehlungen Global	
2024/08/12		Global Equity Ratings	