

NESTLÉ S.A. FUTURE (NESG) - EUX/202512

2024/07/29 18:35:33

Price
86.8721 CHF

Difference  0.13% (0.12)

General attributes

Symbol	NESGZ25
Exchange	Eurex
Currency	CHF
Security type	Future
Underlying	NESTLÉ SA
Maturity	12-2025
Contract size	100

Market data

Bid (Bid size)	- CHF (-)
Ask (Ask size)	- CHF (-)
Open	86.8721 CHF
High	86.8721 CHF
Low	86.8721 CHF
Close (prev. day)	86.7561 CHF
Underlying	NESTLÉ SA
Underlying price (date)	88.02 (24/07/29)
Settlement price (date)	86.87 (24/07/29)
Open Interest	0

Performance and Risk

	6m	1y	3y
Perf (%)	-10.41%	-18.79%	-
Perf (abs.)	-10.09	-20.10	-
Beta	-	-	-
Volatility	18.87	16.96	-

Futures and Options

Related Futures	-
Related Options	-

5y












Information about previous performance does not guarantee future performance.
Source: FactSet

Price data

Ø price 5 days Ø volume 5 days (pcs.)	89.4159 CHF (0)
Ø price 30 days Ø volume 30 days (pcs.)	92.0031 CHF (0)
Ø price 100 days Ø volume 100 days (pcs.)	92.6935 CHF (0)
Ø price 250 days Ø volume 250 days (pcs.)	96.1175 CHF (0)
YTD High date	98.0452 CHF (2024/06/06)
YTD Low date	86.7561 CHF (2024/07/26)
52 Weeks High date	107.2800 CHF (2023/09/21)
52 Weeks Low date	86.7561 CHF (2024/07/26)

Recent Research

on underlying	on sector	on market	
Date		Headline	Download
2024/07/24		Global Equity Ratings	
2024/07/24		Aktienempfehlungen Global	
2024/07/15		Aktienempfehlungen Global	
2024/07/12		Global Equity Ratings	
2024/06/21		Global Equity Ratings	