

# NESTLÉ S.A. FUTURE (NESG) - EUX/202512

2024/07/26 18:35:36

**Price**  
**86.7561** CHF

**Difference**  **-1.04% (-0.91)**

### General attributes

Symbol	NESGZ25
Exchange	Eurex
Currency	CHF
Security type	Future
Underlying	NESTLÉ SA
Maturity	12-2025
Contract size	100

### Market data

Bid (Bid size)	- CHF (-)
Ask (Ask size)	- CHF (-)
Open	86.7561 CHF
High	86.7561 CHF
Low	86.7561 CHF
Close (prev. day)	87.6697 CHF
Underlying	NESTLÉ SA
Underlying price (date)	87.92 (24/07/26)
Settlement price (date)	86.76 (24/07/26)
Open Interest	0

### Performance and Risk

	6m	1y	3y
Perf (%)	-9.51%	-17.27%	-
Perf (abs.)	-9.12	-18.11	-
Beta	-	-	-
Volatility	18.87	16.95	-

### Futures and Options

Related Futures	-
Related Options	-

5y












Information about previous performance does not guarantee future performance.  
Source: FactSet

### Price data

Ø price 5 days   Ø volume 5 days (pcs.)	90.7478 CHF (0)
Ø price 30 days   Ø volume 30 days (pcs.)	92.2577 CHF (0)
Ø price 100 days   Ø volume 100 days (pcs.)	92.7278 CHF (0)
Ø price 250 days   Ø volume 250 days (pcs.)	96.1838 CHF (0)
YTD High   date	98.0452 CHF (2024/06/06)
YTD Low   date	86.7561 CHF (2024/07/26)
52 Weeks High   date	107.7181 CHF (2023/07/27)
52 Weeks Low   date	86.7561 CHF (2024/07/26)

### Recent Research

on underlying	on sector	on market	
Date		Headline	Download
2024/07/24		Global Equity Ratings	
2024/07/24		Aktienempfehlungen Global	
2024/07/15		Aktienempfehlungen Global	
2024/07/12		Global Equity Ratings	
2024/06/21		Global Equity Ratings	