

# NESTLÉ S.A. FUTURE (NESG) - EUX/202512

2024/04/19 18:42:18

Price  
**92.7701** CHF

Difference  2.26% (2.05)

### General attributes

Symbol	NESGZ25
Exchange	Eurex
Currency	CHF
Security type	Future
Underlying	NESTLÉ SA
Maturity	12-2025
Contract size	100

### Market data

Bid (Bid size)	- CHF (-)
Ask (Ask size)	- CHF (-)
Open	92.7701 CHF
High	92.7701 CHF
Low	92.7701 CHF
Close (prev. day)	90.7173 CHF
Underlying	NESTLÉ SA
Underlying price (date)	95.24 (24/04/19)
Settlement price (date)	92.77 (24/04/19)
Open Interest	0

### Performance and Risk

	6m	1y	3y
Perf (%)	-4.60%	-17.39%	-
Perf (abs.)	-4.47	-19.53	-
Beta	-	-	-
Volatility	16.18	15.76	-

### Futures and Options

Related Futures	-
Related Options	-

5y












Information about previous performance does not guarantee future performance.  
Source: FactSet

### Price data

Ø price 5 days   Ø volume 5 days (pcs.)	90.7311 CHF (0)
Ø price 30 days   Ø volume 30 days (pcs.)	91.6691 CHF (0)
Ø price 100 days   Ø volume 100 days (pcs.)	93.9736 CHF (0)
Ø price 250 days   Ø volume 250 days (pcs.)	100.4691 CHF (0)
YTD High   date	97.8046 CHF (2024/02/05)
YTD Low   date	89.2494 CHF (2024/02/29)
52 Weeks High   date	116.3868 CHF (2023/05/05)
52 Weeks Low   date	89.2494 CHF (2024/02/29)

### Recent Research

on underlying	on sector	on market	
Date		Headline	Download
2024/04/03		Global Equity Ratings	
2024/04/03		Aktienempfehlungen Global	
2024/03/13		Global Equity Ratings	
2024/03/13		Aktienempfehlungen Global	
2024/02/22		Aktienempfehlungen Global	