

SALESFORCE.COM INC. FUTURE (FOOG) - EUX/202512

2024/09/18 18:40:46

Price
262.9337 USD

Difference  **-2.18% (-5.87)**

General attributes

| | |
|---------------|-----------------|
| Symbol | FOOGZ25 |
| Exchange | Eurex |
| Currency | USD |
| Security type | Future |
| Underlying | SALESFORCE INC. |
| Maturity | 12-2025 |
| Contract size | 100 |

Market data

| | |
|-------------------------|-------------------|
| Bid (Bid size) | - USD (-) |
| Ask (Ask size) | - USD (-) |
| Open | 262.9337 USD |
| High | 262.9337 USD |
| Low | 262.9337 USD |
| Close (prev. day) | 268.8017 USD |
| Underlying | SALESFORCE INC. |
| Underlying price (date) | 252.63 (24/09/18) |
| Settlement price (date) | 262.93 (24/09/18) |
| Open Interest | 0 |



Information about previous performance does not guarantee future performance.
 Source: FactSet

Performance and Risk

| | 6m | 1y | 3y |
|-------------|---------|---------|----|
| Perf (%) | -15.88% | +11.19% | - |
| Perf (abs.) | -50.75 | +27.06 | - |
| Beta | - | - | - |
| Volatility | 42.52 | 35.67 | - |











Futures and Options

| | |
|-----------------|---|
| Related Futures | - |
| Related Options | - |

Price data

| | |
|---|---------------------------|
| Ø price 5 days Ø volume 5 days (pcs.) | 264.3107 USD (0) |
| Ø price 30 days Ø volume 30 days (pcs.) | 266.7659 USD (0) |
| Ø price 100 days Ø volume 100 days (pcs.) | 271.4542 USD (0) |
| Ø price 250 days Ø volume 250 days (pcs.) | 278.9365 USD (0) |
| YTD High date | 343.9016 USD (2024/03/01) |
| YTD Low date | 231.3433 USD (2024/05/30) |
| 52 Weeks High date | 343.9016 USD (2024/03/01) |
| 52 Weeks Low date | 16.4367 USD (2023/12/14) |

Recent Research

| on underlying on sector on market | | | |
|---------------------------------------|---|---------------------------|---|
| Date | | Headline | Download |
| 2024/09/11 |  | Global Equity Ratings |  |
| 2024/09/11 |  | Aktienempfehlungen Global |  |
| 2024/09/05 |  | Global Equity Ratings |  |
| 2024/09/05 |  | Aktienempfehlungen Global |  |
| 2024/08/12 |  | Global Equity Ratings |  |