

SALESFORCE.COM INC. FUTURE (FOOG) - EUX/202512

2024/09/18 18:40:46

Price
262.9337 USD

Difference  **-2.18% (-5.87)**

General attributes

Symbol	FOOGZ25
Exchange	Eurex
Currency	USD
Security type	Future
Underlying	SALESFORCE INC.
Maturity	12-2025
Contract size	100

Market data

Bid (Bid size)	- USD (-)
Ask (Ask size)	- USD (-)
Open	262.9337 USD
High	262.9337 USD
Low	262.9337 USD
Close (prev. day)	268.8017 USD
Underlying	SALESFORCE INC.
Underlying price (date)	253.08 (24/09/18)
Settlement price (date)	262.93 (24/09/18)
Open Interest	0

Performance and Risk

	6m	1y	3y
Perf (%)	-15.88%	+11.19%	-
Perf (abs.)	-50.75	+27.06	-
Beta	-	-	-
Volatility	42.52	35.67	-

Futures and Options

Related Futures	-
Related Options	-












Information about previous performance does not guarantee future performance.
Source: FactSet

Price data

Ø price 5 days Ø volume 5 days (pcs.)	264.3107 USD (0)
Ø price 30 days Ø volume 30 days (pcs.)	266.7659 USD (0)
Ø price 100 days Ø volume 100 days (pcs.)	271.4542 USD (0)
Ø price 250 days Ø volume 250 days (pcs.)	278.9365 USD (0)
YTD High date	343.9016 USD (2024/03/01)
YTD Low date	231.3433 USD (2024/05/30)
52 Weeks High date	343.9016 USD (2024/03/01)
52 Weeks Low date	16.4367 USD (2023/12/14)

Recent Research

on underlying	on sector	on market	
Date		Headline	Download
2024/09/11		Global Equity Ratings	
2024/09/11		Aktienempfehlungen Global	
2024/09/05		Global Equity Ratings	
2024/09/05		Aktienempfehlungen Global	
2024/08/12		Global Equity Ratings	