

ADIDAS AG FUTURE (ADSG) - EUX/202512

2024/10/18 19:07:00

Price
234.3627 EUR
 Difference  1.13% (2.61)

General attributes

| | |
|---------------|-----------|
| Symbol | ADSGZ25 |
| Exchange | Eurex |
| Currency | EUR |
| Security type | Future |
| Underlying | ADIDAS AG |
| Maturity | 12-2025 |
| Contract size | 100 |

Market data

| | |
|-------------------------|-------------------|
| Bid (Bid size) | - EUR (-) |
| Ask (Ask size) | - EUR (-) |
| Open | 234.3627 EUR |
| High | 234.3627 EUR |
| Low | 234.3627 EUR |
| Close (prev. day) | 231.7502 EUR |
| Underlying | ADIDAS AG |
| Underlying price (date) | 227.90 (24/10/18) |
| Settlement price (date) | 234.36 (24/10/18) |
| Open Interest | 0 |

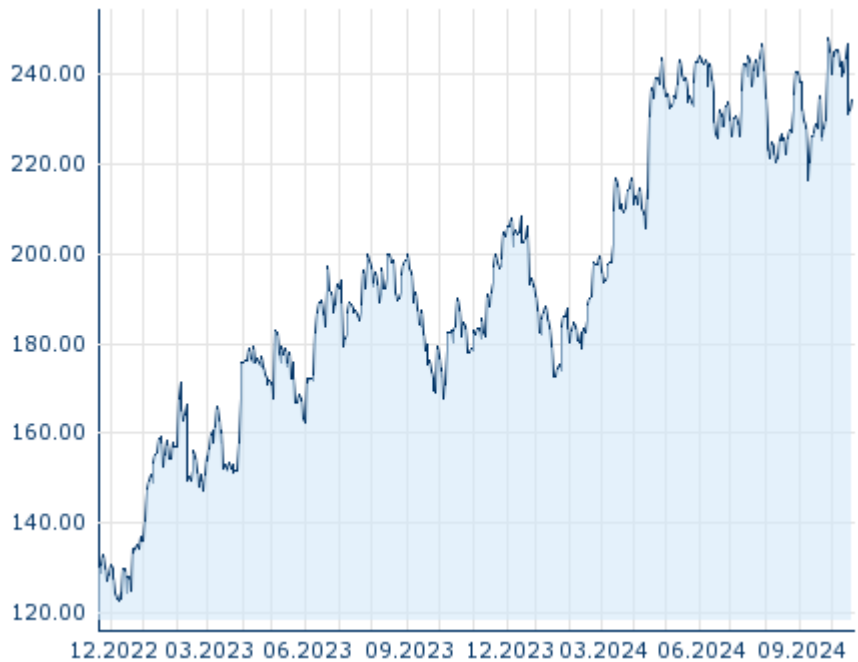
Performance and Risk

| | 6m | 1y | 3y |
|-------------|--------|---------|----|
| Perf (%) | -1.12% | +23.43% | - |
| Perf (abs.) | -2.66 | +44.48 | - |
| Beta | - | - | - |
| Volatility | 25.56 | 27.46 | - |

Futures and Options

| | |
|-----------------|---|
| Related Futures | - |
| Related Options | - |

5y













Information about previous performance does not guarantee future performance.
 Source: FactSet

Price data

| | |
|---|---------------------------|
| Ø price 5 days Ø volume 5 days (pcs.) | 237.5776 EUR (0) |
| Ø price 30 days Ø volume 30 days (pcs.) | 234.7931 EUR (0) |
| Ø price 100 days Ø volume 100 days (pcs.) | 233.8239 EUR (0) |
| Ø price 250 days Ø volume 250 days (pcs.) | 215.7990 EUR (0) |
| YTD High date | 247.9905 EUR (2024/09/27) |
| YTD Low date | 172.6084 EUR (2024/01/19) |
| 52 Weeks High date | 247.9905 EUR (2024/09/27) |
| 52 Weeks Low date | 38.2850 EUR (2023/12/14) |

Recent Research

| on underlying | on sector | on market | |
|---------------|---|---------------------------|---|
| Date | | Headline | Download |
| 2024/09/27 |  | Global Equity Ratings |  |
| 2024/09/27 |  | Aktienempfehlungen Global |  |
| 2024/09/11 |  | Global Equity Ratings |  |
| 2024/09/11 |  | Aktienempfehlungen Global |  |
| 2024/09/05 |  | Global Equity Ratings |  |