

# ADIDAS AG FUTURE (ADSG) - EUX/202512

2024/05/03 18:32:37

Price  
**235.6907** EUR

Difference  0.31% (0.73)

### General attributes

Symbol	ADSGZ25
Exchange	Eurex
Currency	EUR
Security type	Future
Underlying	ADIDAS AG
Maturity	12-2025
Contract size	100

### Market data

Bid (Bid size)	- EUR (-)
Ask (Ask size)	- EUR (-)
Open	235.6907 EUR
High	235.6907 EUR
Low	235.6907 EUR
Close (prev. day)	234.9613 EUR
Underlying	ADIDAS AG
Underlying price (date)	225.00 (24/05/03)
Settlement price (date)	235.69 (24/05/03)
Open Interest	0

### Performance and Risk

	6m	1y	3y
Perf (%)	+29.58%	+39.81%	-
Perf (abs.)	+53.80	+67.12	-
Beta	-	-	-
Volatility	29.17	31.47	-

### Futures and Options

Related Futures	-
Related Options	-

5y












Information about previous performance does not guarantee future performance.  
Source: FactSet

### Price data

Ø price 5 days   Ø volume 5 days (pcs.)	237.9285 EUR (0)
Ø price 30 days   Ø volume 30 days (pcs.)	222.4177 EUR (0)
Ø price 100 days   Ø volume 100 days (pcs.)	200.6893 EUR (0)
Ø price 250 days   Ø volume 250 days (pcs.)	192.0928 EUR (0)
YTD High   date	243.5555 EUR (2024/04/29)
YTD Low   date	172.6084 EUR (2024/01/19)
52 Weeks High   date	243.5555 EUR (2024/04/29)
52 Weeks Low   date	38.2850 EUR (2023/12/14)

### Recent Research

on underlying	on sector	on market	
Date		Headline	Download
2024/04/26		Global Equity Ratings	
2024/04/26		Aktienempfehlungen Global	
2024/04/03		Global Equity Ratings	
2024/04/03		Aktienempfehlungen Global	
2024/03/13		Global Equity Ratings	