

ABBVIE INC. FUTURE (ABVF) - EUX/202512

2024/05/29 18:44:46

Price
158.3627 USD

Difference  -0.41% (-0.65)

General attributes

Symbol	ABVFZ25
Exchange	Eurex
Currency	USD
Security type	Future
Underlying	ABBVIE INC.
Maturity	12-2025
Contract size	100

Market data

Bid (Bid size)	- USD (-)
Ask (Ask size)	- USD (-)
Open	158.3627 USD
High	158.3627 USD
Low	158.3627 USD
Close (prev. day)	159.013 USD
Underlying	ABBVIE INC.
Underlying price (date)	154.47 (24/05/29)
Settlement price (date)	158.36 (24/05/29)
Open Interest	0

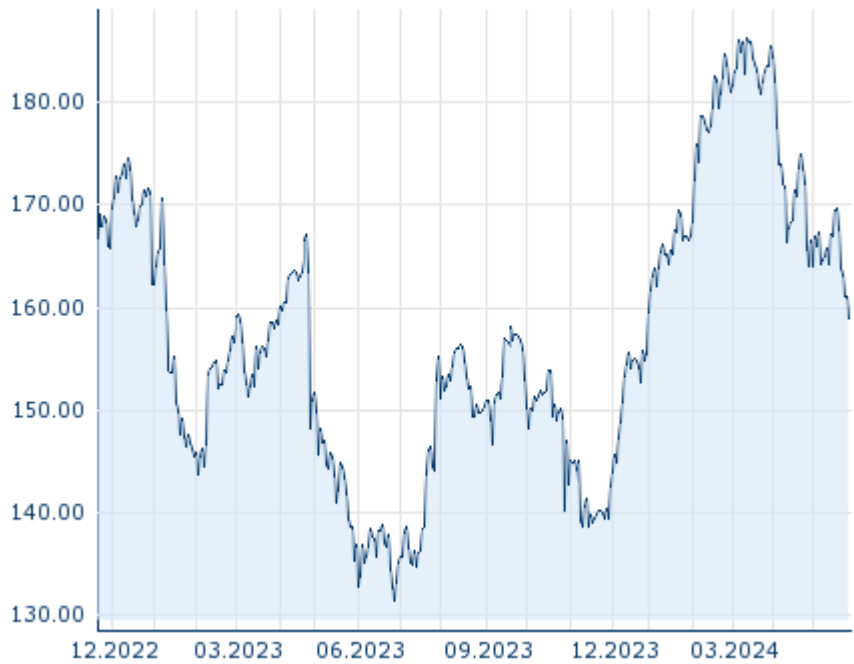
Performance and Risk

	6m	1y	3y
Perf (%)	+13.20%	+14.71%	-
Perf (abs.)	+18.54	+20.40	-
Beta	-	-	-
Volatility	18.57	21.30	-

Futures and Options

Related Futures	-
Related Options	-

5y












Information about previous performance does not guarantee future performance.
Source: FactSet

Price data

Ø price 5 days Ø volume 5 days (pcs.)	161.6513 USD (0)
Ø price 30 days Ø volume 30 days (pcs.)	166.8983 USD (0)
Ø price 100 days Ø volume 100 days (pcs.)	173.3794 USD (0)
Ø price 250 days Ø volume 250 days (pcs.)	157.6558 USD (0)
YTD High date	186.2299 USD (2024/03/12)
YTD Low date	159.0130 USD (2024/05/28)
52 Weeks High date	186.2299 USD (2024/03/12)
52 Weeks Low date	69.5356 USD (2023/12/14)

Recent Research

on underlying	on sector	on market	
Date		Headline	Download
2024/05/29		Global Equity Ratings	
2024/05/29		Aktienempfehlungen Global	
2024/04/26		Global Equity Ratings	
2024/04/26		Aktienempfehlungen Global	
2024/04/03		Global Equity Ratings	