

PFIZER INC. FUTURE (PFEF) - EUX/202512

2024/09/17 18:46:09

Price
29.5723 USD

Difference  0.26% (0.08)

General attributes

Symbol	PFEFZ25
Exchange	Eurex
Currency	USD
Security type	Future
Underlying	PFIZER INC
Maturity	12-2025
Contract size	100

Market data

Bid (Bid size)	- USD (-)
Ask (Ask size)	- USD (-)
Open	29.5723 USD
High	29.5723 USD
Low	29.5723 USD
Close (prev. day)	29.497 USD
Underlying	PFIZER INC
Underlying price (date)	29.83 (24/09/17)
Settlement price (date)	29.57 (24/09/17)
Open Interest	0

Performance and Risk

	6m	1y	3y
Perf (%)	+7.14%	-13.38%	-
Perf (abs.)	+1.97	-4.57	-
Beta	-	-	-
Volatility	24.52	28.06	-

Futures and Options

Related Futures	-
Related Options	-

5y












Information about previous performance does not guarantee future performance.
Source: FactSet

Price data

Ø price 5 days Ø volume 5 days (pcs.)	29.1783 USD (0)
Ø price 30 days Ø volume 30 days (pcs.)	28.7216 USD (0)
Ø price 100 days Ø volume 100 days (pcs.)	28.6080 USD (0)
Ø price 250 days Ø volume 250 days (pcs.)	28.4239 USD (0)
YTD High date	31.1644 USD (2024/07/31)
YTD Low date	24.7488 USD (2024/04/18)
52 Weeks High date	34.0393 USD (2023/10/03)
52 Weeks Low date	24.7488 USD (2024/04/18)

Recent Research

on underlying	on sector	on market	
Date		Headline	Download
2024/09/11		Global Equity Ratings	
2024/09/11		Aktienempfehlungen Global	
2024/09/05		Global Equity Ratings	
2024/09/05		Aktienempfehlungen Global	
2024/08/12		Global Equity Ratings	