

# MICROSOFT CORP. FUTURE (MSTF) - EUX/202512

2024/05/28 18:39:25	
<b>Price</b>	<b>460.6686</b> USD
<b>Difference</b>	 <b>-0.32% (-1.48)</b>
<b>General attributes</b>	
Symbol	MSTFZ25
Exchange	Eurex
Currency	USD
Security type	Future
Underlying	MICROSOFT CORP.
Maturity	12-2025
Contract size	100
<b>Market data</b>	
Bid (Bid size)	- USD (-)
Ask (Ask size)	- USD (-)
Open	460.6686 USD
High	460.6686 USD
Low	460.6686 USD
Close (prev. day)	462.147 USD
Underlying	MICROSOFT CORP.
Underlying price (date)	429.425 (24/05/29)
Settlement price (date)	460.67 (24/05/28)
Open Interest	0

<b>Performance and Risk</b>			
	<b>6m</b>	<b>1y</b>	<b>3y</b>
Perf (%)	+10.42%	+25.83%	-
Perf (abs.)	+43.46	+94.56	-
Beta	-	-	-
Volatility	19.14	19.83	-










<b>Futures and Options</b>	
Related Futures	-
Related Options	-



Information about previous performance does not guarantee future performance.  
Source: FactSet

<b>Price data</b>	
Ø price 5 days   Ø volume 5 days (pcs.)	462.5035 USD (0)
Ø price 30 days   Ø volume 30 days (pcs.)	445.0694 USD (0)
Ø price 100 days   Ø volume 100 days (pcs.)	441.2857 USD (0)
Ø price 250 days   Ø volume 250 days (pcs.)	401.9714 USD (0)
YTD High   date	464.6436 USD (2024/05/23)
YTD Low   date	398.6488 USD (2024/01/08)
52 Weeks High   date	464.6436 USD (2024/05/23)
52 Weeks Low   date	342.5186 USD (2023/09/27)

**Recent Research**

on underlying   on sector   on market			
Date		Headline	Download
2024/05/29		Global Equity Ratings	
2024/05/29		Aktienempfehlungen Global	
2024/04/26		Global Equity Ratings	
2024/04/26		Aktienempfehlungen Global	
2024/04/03		Global Equity Ratings	