

MERCK & CO. INC. FUTURE (MCCF) - EUX/202512

2024/07/17 18:45:58

Price
129.9312 USD

Difference  **-1.83% (-2.42)**

General attributes

Symbol	MCCFZ25
Exchange	Eurex
Currency	USD
Security type	Future
Underlying	MERCK & CO. INC.
Maturity	12-2025
Contract size	100

Market data

Bid (Bid size)	- USD (-)
Ask (Ask size)	- USD (-)
Open	129.9312 USD
High	129.9312 USD
Low	129.9312 USD
Close (prev. day)	132.3507 USD
Underlying	MERCK & CO. INC.
Underlying price (date)	125.89 (24/07/17)
Settlement price (date)	129.93 (24/07/17)
Open Interest	0

Performance and Risk

	6m	1y	3y
Perf (%)	+9.34%	+19.95%	-
Perf (abs.)	+11.31	+22.01	-
Beta	-	-	-
Volatility	16.91	17.90	-

Futures and Options

Related Futures	-
Related Options	-












5y

Information about previous performance does not guarantee future performance.
Source: FactSet

Price data

Ø price 5 days Ø volume 5 days (pcs.)	132.3363 USD (0)
Ø price 30 days Ø volume 30 days (pcs.)	133.7366 USD (0)
Ø price 100 days Ø volume 100 days (pcs.)	132.9356 USD (0)
Ø price 250 days Ø volume 250 days (pcs.)	121.0270 USD (0)
YTD High date	138.7687 USD (2024/06/26)
YTD Low date	114.6269 USD (2024/01/02)
52 Weeks High date	138.7687 USD (2024/06/26)
52 Weeks Low date	102.0835 USD (2023/11/29)

Recent Research

on underlying	on sector	on market	
Date		Headline	Download
2024/07/15		Aktienempfehlungen Global	
2024/07/12		Global Equity Ratings	
2024/06/21		Global Equity Ratings	
2024/06/21		Aktienempfehlungen Global	
2024/06/14		Global Equity Ratings	