

HP INC FUTURE (HPQF) - EUX/202512

2024/07/26 18:35:24

Price
37.2326 USD

Difference  -2.53% (-0.97)

General attributes

| | |
|---------------|---------|
| Symbol | HPQFZ25 |
| Exchange | Eurex |
| Currency | USD |
| Security type | Future |
| Underlying | HP INC. |
| Maturity | 12-2025 |
| Contract size | 100 |

Market data

| | |
|-------------------------|------------------|
| Bid (Bid size) | - USD (-) |
| Ask (Ask size) | - USD (-) |
| Open | 37.2326 USD |
| High | 37.2326 USD |
| Low | 37.2326 USD |
| Close (prev. day) | 38.2006 USD |
| Underlying | HP INC. |
| Underlying price (date) | 36.34 (24/07/26) |
| Settlement price (date) | 37.23 (24/07/26) |
| Open Interest | 0 |

Performance and Risk

| | 6m | 1y | 3y |
|-------------|---------|--------|----|
| Perf (%) | +21.33% | +8.22% | - |
| Perf (abs.) | +6.55 | +2.83 | - |
| Beta | - | - | - |
| Volatility | 34.00 | 30.04 | - |

Futures and Options

| | |
|-----------------|---|
| Related Futures | - |
| Related Options | - |













Information about previous performance does not guarantee future performance.
Source: FactSet

Price data

| | |
|---|--------------------------|
| Ø price 5 days Ø volume 5 days (pcs.) | 38.4060 USD (0) |
| Ø price 30 days Ø volume 30 days (pcs.) | 37.2966 USD (0) |
| Ø price 100 days Ø volume 100 days (pcs.) | 33.4318 USD (0) |
| Ø price 250 days Ø volume 250 days (pcs.) | 31.1232 USD (0) |
| YTD High date | 39.6684 USD (2024/05/30) |
| YTD Low date | 28.1853 USD (2024/04/22) |
| 52 Weeks High date | 39.6684 USD (2024/05/30) |
| 52 Weeks Low date | 26.4885 USD (2023/09/28) |

Recent Research

| Date | on sector | on market | Headline | Download |
|------------|---|-----------|---------------------------|---|
| 2024/07/26 |  | | Equity Weekly |  |
| 2024/07/24 |  | | Global Equity Ratings |  |
| 2024/07/24 |  | | Aktienempfehlungen Global |  |
| 2024/07/15 |  | | Aktienempfehlungen Global |  |
| 2024/07/12 |  | | Global Equity Ratings |  |