

HP INC FUTURE (HPQF) - EUX/202512

2024/07/26 18:35:24

Price
37.2326 USD

Difference  -2.53% (-0.97)

General attributes

Symbol	HPQFZ25
Exchange	Eurex
Currency	USD
Security type	Future
Underlying	HP INC.
Maturity	12-2025
Contract size	100

Market data

Bid (Bid size)	- USD (-)
Ask (Ask size)	- USD (-)
Open	37.2326 USD
High	37.2326 USD
Low	37.2326 USD
Close (prev. day)	38.2006 USD
Underlying	HP INC.
Underlying price (date)	36.34 (24/07/26)
Settlement price (date)	37.23 (24/07/26)
Open Interest	0

Performance and Risk

	6m	1y	3y
Perf (%)	+21.33%	+8.22%	-
Perf (abs.)	+6.55	+2.83	-
Beta	-	-	-
Volatility	34.00	30.04	-

Futures and Options

Related Futures	-
Related Options	-













Information about previous performance does not guarantee future performance.
Source: FactSet

Price data

Ø price 5 days Ø volume 5 days (pcs.)	38.4060 USD (0)
Ø price 30 days Ø volume 30 days (pcs.)	37.2966 USD (0)
Ø price 100 days Ø volume 100 days (pcs.)	33.4318 USD (0)
Ø price 250 days Ø volume 250 days (pcs.)	31.1232 USD (0)
YTD High date	39.6684 USD (2024/05/30)
YTD Low date	28.1853 USD (2024/04/22)
52 Weeks High date	39.6684 USD (2024/05/30)
52 Weeks Low date	26.4885 USD (2023/09/28)

Recent Research

on sector		on market	
Date		Headline	Download
2024/07/26		Equity Weekly	
2024/07/24		Global Equity Ratings	
2024/07/24		Aktienempfehlungen Global	
2024/07/15		Aktienempfehlungen Global	
2024/07/12		Global Equity Ratings	

5y