

ALPHABET INC. FUTURE (GOAF) - EUX/202512

2024/07/17 18:45:43

Price
192.1301 USD

Difference  -2.94% (-5.81)

General attributes

Symbol	GOAFZ25
Exchange	Eurex
Currency	USD
Security type	Future
Underlying	ALPHABET INC A
Maturity	12-2025
Contract size	100

Market data

Bid (Bid size)	- USD (-)
Ask (Ask size)	- USD (-)
Open	192.1301 USD
High	192.1301 USD
Low	192.1301 USD
Close (prev. day)	197.9432 USD
Underlying	ALPHABET INC A
Underlying price (date)	181.02 (24/07/17)
Settlement price (date)	192.13 (24/07/17)
Open Interest	0

Performance and Risk

	6m	1y	3y
Perf (%)	+25.08%	+37.31%	-
Perf (abs.)	+38.53	+52.20	-
Beta	-	-	-
Volatility	27.32	27.55	-

Futures and Options

Related Futures	-
Related Options	-













Information about previous performance does not guarantee future performance.
Source: FactSet

Price data

Ø price 5 days Ø volume 5 days (pcs.)	196.9800 USD (0)
Ø price 30 days Ø volume 30 days (pcs.)	194.3025 USD (0)
Ø price 100 days Ø volume 100 days (pcs.)	177.6304 USD (0)
Ø price 250 days Ø volume 250 days (pcs.)	161.5128 USD (0)
YTD High date	203.0499 USD (2024/07/05)
YTD Low date	143.1290 USD (2024/03/05)
52 Weeks High date	203.0499 USD (2024/07/05)
52 Weeks Low date	134.7618 USD (2023/07/21)

Recent Research

on underlying	on sector	on market	
Date		Headline	Download
2024/07/15		Aktienempfehlungen Global	
2024/07/12		Global Equity Ratings	
2024/06/21		Global Equity Ratings	
2024/06/21		Aktienempfehlungen Global	
2024/06/14		Global Equity Ratings	

5y