

ALPHABET INC. FUTURE (GOAF) - EUX/202512

2024/07/12 19:02:40

Price
197.5696 USD

Difference  -0.19% (-0.37)

General attributes

Symbol	GOAFZ25
Exchange	Eurex
Currency	USD
Security type	Future
Underlying	ALPHABET INC A
Maturity	12-2025
Contract size	100

Market data

Bid (Bid size)	- USD (-)
Ask (Ask size)	- USD (-)
Open	197.5696 USD
High	197.5696 USD
Low	197.5696 USD
Close (prev. day)	197.9432 USD
Underlying	ALPHABET INC A
Underlying price (date)	185.01 (24/07/12)
Settlement price (date)	197.57 (24/07/12)
Open Interest	0

Performance and Risk

	6m	1y	3y
Perf (%)	+27.45%	+47.85%	-
Perf (abs.)	+42.55	+63.94	-
Beta	-	-	-
Volatility	27.07	27.41	-

Futures and Options

Related Futures	-
Related Options	-












Information about previous performance does not guarantee future performance.
 Source: FactSet

Price data

Ø price 5 days Ø volume 5 days (pcs.)	200.7762 USD (0)
Ø price 30 days Ø volume 30 days (pcs.)	193.2696 USD (0)
Ø price 100 days Ø volume 100 days (pcs.)	176.4303 USD (0)
Ø price 250 days Ø volume 250 days (pcs.)	160.7868 USD (0)
YTD High date	203.0499 USD (2024/07/05)
YTD Low date	143.1290 USD (2024/03/05)
52 Weeks High date	203.0499 USD (2024/07/05)
52 Weeks Low date	134.7618 USD (2023/07/21)

Recent Research

on underlying	on sector	on market	
Date		Headline	Download
2024/07/12		Global Equity Ratings	
2024/07/12		Aktienempfehlungen Global	
2024/06/21		Global Equity Ratings	
2024/06/21		Aktienempfehlungen Global	
2024/06/14		Global Equity Ratings	