


GILEAD SCIENCES INC. FUTURE (GILF) - EUX/202512

2024/04/19 18:41:55		
Price	66.8615 USD	
Difference		0.68% (0.45)

General attributes	
Symbol	GILFZ25
Exchange	Eurex
Currency	USD
Security type	Future
Underlying	GILEAD SCIENCES INC.
Maturity	12-2025
Contract size	100

Market data	
Bid (Bid size)	- USD (-)
Ask (Ask size)	- USD (-)
Open	66.8615 USD
High	66.8615 USD
Low	66.8615 USD
Close (prev. day)	66.4086 USD
Underlying	GILEAD SCIENCES INC.
Underlying price (date)	66.36 (24/04/19)
Settlement price (date)	66.86 (24/04/19)
Open Interest	0

Performance and Risk			
	6m	1y	3y
Perf (%)	-19.39%	-21.28%	-
Perf (abs.)	-15.98	-17.96	-
Beta	-	-	-
Volatility	25.58	24.27	-










Futures and Options	
Related Futures	-
Related Options	-



Information about previous performance does not guarantee future performance.
Source: FactSet

Price data	
Ø price 5 days Ø volume 5 days (pcs.)	67.9403 USD (0)
Ø price 30 days Ø volume 30 days (pcs.)	72.3799 USD (0)
Ø price 100 days Ø volume 100 days (pcs.)	77.0896 USD (0)
Ø price 250 days Ø volume 250 days (pcs.)	78.0171 USD (0)
YTD High date	88.4979 USD (2024/01/19)
YTD Low date	66.4086 USD (2024/04/18)
52 Weeks High date	88.5171 USD (2023/04/24)
52 Weeks Low date	66.4086 USD (2024/04/18)

Recent Research

on underlying	on sector	on market	
Date		Headline	Download
2024/04/03		Global Equity Ratings	
2024/04/03		Aktienempfehlungen Global	
2024/03/13		Global Equity Ratings	
2024/03/13		Aktienempfehlungen Global	
2024/02/22		Aktienempfehlungen Global	