

# NEXTERA ENERGY INC. FUTURE (FPLF) - EUX/202512

2024/07/16 18:50:20

**Price**  
**73.218** USD

**Difference**  **-1.24% (-0.92)**

### General attributes

Symbol	FPLFZ25
Exchange	Eurex
Currency	USD
Security type	Future
Underlying	NEXTERA ENERGY INC.
Maturity	12-2025
Contract size	100

### Market data

Bid (Bid size)	- USD (-)
Ask (Ask size)	- USD (-)
Open	73.218 USD
High	73.218 USD
Low	73.218 USD
Close (prev. day)	74.1341 USD
Underlying	NEXTERA ENERGY INC.
Underlying price (date)	71.935 (24/07/16)
Settlement price (date)	73.22 (24/07/16)
Open Interest	0

### Performance and Risk

	6m	1y	3y
Perf (%)	+17.85%	-4.30%	-
Perf (abs.)	+11.23	-3.33	-
Beta	-	-	-
Volatility	29.37	32.34	-

### Futures and Options

Related Futures	-
Related Options	-












Information about previous performance does not guarantee future performance.  
Source: FactSet

### Price data

Ø price 5 days   Ø volume 5 days (pcs.)	75.758 USD (0)
Ø price 30 days   Ø volume 30 days (pcs.)	75.561 USD (0)
Ø price 100 days   Ø volume 100 days (pcs.)	70.045 USD (0)
Ø price 250 days   Ø volume 250 days (pcs.)	66.281 USD (0)
YTD High   date	82.127 USD (2024/06/03)
YTD Low   date	55.599 USD (2024/03/04)
52 Weeks High   date	82.127 USD (2024/06/03)
52 Weeks Low   date	50.014 USD (2023/10/06)

### Recent Research

on underlying	on sector	on market	
Date		Headline	Download
2024/07/15		Aktienempfehlungen Global	
2024/07/12		Global Equity Ratings	
2024/06/21		Global Equity Ratings	
2024/06/21		Aktienempfehlungen Global	
2024/06/14		Global Equity Ratings	