

# CHEVRON CORP. FUTURE (CVXF) - EUX/202512

2024/06/25 19:05:20

Price  
**160.6128** USD

Difference  0.13% (0.20)

### General attributes

Symbol	CVXFZ25
Exchange	Eurex
Currency	USD
Security type	Future
Underlying	CHEVRON CORPORATION
Maturity	12-2025
Contract size	100

### Market data

Bid (Bid size)	- USD (-)
Ask (Ask size)	- USD (-)
Open	160.6128 USD
High	160.6128 USD
Low	160.6128 USD
Close (prev. day)	160.4091 USD
Underlying	CHEVRON CORPORATION
Underlying price (date)	158.46 (24/06/25)
Settlement price (date)	160.61 (24/06/25)
Open Interest	0

### Performance and Risk

	6m	1y	3y
Perf (%)	+5.62%	+4.87%	-
Perf (abs.)	+8.54	+7.46	-
Beta	-	-	-
Volatility	18.45	21.91	-

### Futures and Options

Related Futures	-
Related Options	-












5y

Information about previous performance does not guarantee future performance.  
Source: FactSet

### Price data

Ø price 5 days   Ø volume 5 days (pcs.)	158.7448 USD (0)
Ø price 30 days   Ø volume 30 days (pcs.)	159.9472 USD (0)
Ø price 100 days   Ø volume 100 days (pcs.)	159.2242 USD (0)
Ø price 250 days   Ø volume 250 days (pcs.)	158.2505 USD (0)
YTD High   date	169.0915 USD (2024/04/29)
YTD Low   date	140.6616 USD (2024/01/18)
52 Weeks High   date	177.2214 USD (2023/09/28)
52 Weeks Low   date	140.6616 USD (2024/01/18)

### Recent Research

on underlying	on sector	on market	
Date		Headline	Download
2024/06/21		Global Equity Ratings	
2024/06/21		Aktienempfehlungen Global	
2024/06/14		Global Equity Ratings	
2024/06/14		Aktienempfehlungen Global	
2024/05/29		Global Equity Ratings	