


# CHEVRON CORP. FUTURE (CVXF) - EUX/202512

2024/06/14 18:38:44

**Price**  
**154.3408** USD

**Difference**  **-0.26% (-0.41)**

**General attributes**

Symbol CVXFZ25  
 Exchange Eurex  
 Currency USD  
 Security type Future  
 Underlying CHEVRON CORPORATION  
 Maturity 12-2025  
 Contract size 100

**Market data**

Bid (Bid size) - USD (-)  
 Ask (Ask size) - USD (-)  
 Open 154.3408 USD  
 High 154.3408 USD  
 Low 154.3408 USD  
 Close (prev. day) 154.7495 USD  
 Underlying CHEVRON CORPORATION  
 Underlying price (date) 152.57 (24/06/14)  
 Settlement price (date) 154.34 (24/06/14)  
 Open Interest 0

**Performance and Risk**

	6m	1y	3y
Perf (%)	+3.33%	-3.91%	-
Perf (abs.)	+4.97	-6.27	-
Beta	-	-	-
Volatility	18.77	22.49	-

**Futures and Options**

Related Futures -  
 Related Options -












Information about previous performance does not guarantee future performance.  
 Source: FactSet

**Price data**

Ø price 5 days   Ø volume 5 days (pcs.)	157.1323 USD (0)
Ø price 30 days   Ø volume 30 days (pcs.)	161.8516 USD (0)
Ø price 100 days   Ø volume 100 days (pcs.)	158.4723 USD (0)
Ø price 250 days   Ø volume 250 days (pcs.)	158.2417 USD (0)
YTD High   date	169.0915 USD (2024/04/29)
YTD Low   date	140.6616 USD (2024/01/18)
52 Weeks High   date	177.2214 USD (2023/09/28)
52 Weeks Low   date	140.6616 USD (2024/01/18)

**Recent Research**

on underlying on sector on market			
Date		Headline	Download
2024/06/14		Global Equity Ratings	
2024/06/14		Aktienempfehlungen Global	
2024/05/29		Global Equity Ratings	
2024/05/29		Aktienempfehlungen Global	
2024/04/26		Global Equity Ratings	