

CISCO SYSTEMS INC. FUTURE (CSCF) - EUX/202512

2024/04/30 18:39:06

Price
48.9383 USD
 Difference  -1.57% (-0.78)

General attributes

Symbol	CSCFZ25
Exchange	Eurex
Currency	USD
Security type	Future
Underlying	CISCO SYSTEMS INC
Maturity	12-2025
Contract size	100

Market data

Bid (Bid size)	- USD (-)
Ask (Ask size)	- USD (-)
Open	48.9383 USD
High	48.9383 USD
Low	48.9383 USD
Close (prev. day)	49.7167 USD
Underlying	CISCO SYSTEMS INC
Underlying price (date)	46.98 (24/04/30)
Settlement price (date)	48.94 (24/04/30)
Open Interest	0

Performance and Risk

	6m	1y	3y
Perf (%)	-9.38%	+1.18%	-
Perf (abs.)	-5.07	+0.57	-
Beta	-	-	-
Volatility	24.79	21.93	-

Futures and Options

Related Futures	-
Related Options	-

5y












Information about previous performance does not guarantee future performance.
 Source: FactSet

Price data

Ø price 5 days Ø volume 5 days (pcs.)	49.6470 USD (0)
Ø price 30 days Ø volume 30 days (pcs.)	50.5918 USD (0)
Ø price 100 days Ø volume 100 days (pcs.)	51.2076 USD (0)
Ø price 250 days Ø volume 250 days (pcs.)	53.3210 USD (0)
YTD High date	54.2557 USD (2024/01/26)
YTD Low date	48.9383 USD (2024/04/30)
52 Weeks High date	61.0601 USD (2023/09/01)
52 Weeks Low date	46.4153 USD (2023/05/04)

Recent Research

on underlying	on sector	on market	
Date		Headline	Download
2024/04/26		Global Equity Ratings	
2024/04/26		Aktienempfehlungen Global	
2024/04/03		Global Equity Ratings	
2024/04/03		Aktienempfehlungen Global	
2024/03/13		Global Equity Ratings	