

COSTCO WHOLESALE CORP. FUTURE (COSF) - EUX/202512

2024/07/12 18:58:00

Price
901.7017 USD

Difference  **-1.11% (-10.12)**

General attributes

Symbol	COSFZ25
Exchange	Eurex
Currency	USD
Security type	Future
Underlying	COSTCO WHOLESALE
Maturity	12-2025
Contract size	100

Market data

Bid (Bid size)	- USD (-)
Ask (Ask size)	- USD (-)
Open	901.7017 USD
High	901.7017 USD
Low	901.7017 USD
Close (prev. day)	911.82 USD
Underlying	COSTCO WHOLESALE
Underlying price (date)	842.90 (24/07/12)
Settlement price (date)	901.70 (24/07/12)
Open Interest	0

Performance and Risk

	6m	1y	3y
Perf (%)	+23.52%	+52.08%	-
Perf (abs.)	+171.69	+308.79	-
Beta	-	-	-
Volatility	19.97	18.31	-

Futures and Options

Related Futures	-
Related Options	-

5y












Information about previous performance does not guarantee future performance.
Source: FactSet

Price data

Ø price 5 days Ø volume 5 days (pcs.)	929.1385 USD (0)
Ø price 30 days Ø volume 30 days (pcs.)	914.6540 USD (0)
Ø price 100 days Ø volume 100 days (pcs.)	839.4085 USD (0)
Ø price 250 days Ø volume 250 days (pcs.)	731.2127 USD (0)
YTD High date	951.8907 USD (2024/07/09)
YTD Low date	696.4631 USD (2024/01/04)
52 Weeks High date	951.8907 USD (2024/07/09)
52 Weeks Low date	588.1704 USD (2023/07/13)

Recent Research

on sector		on market	
Date		Headline	Download
2024/07/12		Global Equity Ratings	
2024/07/12		Aktienempfehlungen Global	
2024/06/21		Equity Weekly	
2024/06/21		Global Equity Ratings	
2024/06/21		Aktienempfehlungen Global	