

CITIGROUP INC. FUTURE (CITG) - EUX/202512

2024/05/06 18:29:28

Price
64.2795 USD

Difference  0.81% (0.52)

General attributes

Symbol	CITGZ25
Exchange	Eurex
Currency	USD
Security type	Future
Underlying	CITIGROUP INC
Maturity	12-2025
Contract size	100

Market data

Bid (Bid size)	- USD (-)
Ask (Ask size)	- USD (-)
Open	64.2795 USD
High	64.2795 USD
Low	64.2795 USD
Close (prev. day)	63.7603 USD
Underlying	CITIGROUP INC
Underlying price (date)	62.81 (24/05/06)
Settlement price (date)	64.28 (24/05/06)
Open Interest	0

Performance and Risk

	6m	1y	3y
Perf (%)	+54.13%	+43.20%	-
Perf (abs.)	+22.57	+19.39	-
Beta	-	-	-
Volatility	26.70	27.21	-

Futures and Options

Related Futures	-
Related Options	-












Information about previous performance does not guarantee future performance.
Source: FactSet

Price data

Ø price 5 days Ø volume 5 days (pcs.)	63.6985 USD (0)
Ø price 30 days Ø volume 30 days (pcs.)	62.5010 USD (0)
Ø price 100 days Ø volume 100 days (pcs.)	56.8740 USD (0)
Ø price 250 days Ø volume 250 days (pcs.)	49.0544 USD (0)
YTD High date	64.8195 USD (2024/04/02)
YTD Low date	50.4942 USD (2024/01/18)
52 Weeks High date	64.8195 USD (2024/04/02)
52 Weeks Low date	37.5930 USD (2023/10/30)

Recent Research

on underlying	on sector	on market	
Date		Headline	Download
2024/04/26		Global Equity Ratings	
2024/04/26		Aktienempfehlungen Global	
2024/04/03		Global Equity Ratings	
2024/04/03		Aktienempfehlungen Global	
2024/03/13		Global Equity Ratings	