

JPMORGAN CHASE & CO. FUTURE (JPMF) - EUX/202512

2024/07/12 19:02:41

Price
215.8235 USD
Difference  **-0.34% (-0.74)**

General attributes

Symbol JPMFZ25
Exchange Eurex
Currency USD
Security type Future
Underlying JPMORGAN CHASE & CO
Maturity 12-2025
Contract size 100

Market data

Bid (Bid size) - USD (-)
Ask (Ask size) - USD (-)
Open 215.8235 USD
High 215.8235 USD
Low 215.8235 USD
Close (prev. day) 216.5632 USD
Underlying JPMORGAN CHASE & CO
Underlying price (date) 204.945 (24/07/12)
Settlement price (date) 215.82 (24/07/12)
Open Interest 0

Performance and Risk

	6m	1y	3y
Perf (%)	+21.96%	+36.99%	-
Perf (abs.)	+38.86	+58.28	-
Beta	-	-	-
Volatility	18.61	17.93	-

Futures and Options

Related Futures -
Related Options -

5y












Information about previous performance does not guarantee future performance.
 Source: FactSet

Price data

Ø price 5 days Ø volume 5 days (pcs.)	216.3671 USD (0)
Ø price 30 days Ø volume 30 days (pcs.)	209.1259 USD (0)
Ø price 100 days Ø volume 100 days (pcs.)	204.4027 USD (0)
Ø price 250 days Ø volume 250 days (pcs.)	179.9052 USD (0)
YTD High date	217.6607 USD (2024/07/09)
YTD Low date	172.3643 USD (2024/01/18)
52 Weeks High date	217.6607 USD (2024/07/09)
52 Weeks Low date	143.6767 USD (2023/10/30)

Recent Research

on underlying	on sector	on market	
Date		Headline	Download
2024/07/12		Global Equity Ratings	
2024/07/12		Aktienempfehlungen Global	
2024/06/21		Global Equity Ratings	
2024/06/21		Aktienempfehlungen Global	
2024/06/14		Global Equity Ratings	