

JPMORGAN CHASE & CO. FUTURE (JPMF) - EUX/202512

2024/07/11 19:04:19

Price
216.5632 USD
 Difference  -0.30% (-0.66)

General attributes

Symbol JPMFZ25
 Exchange Eurex
 Currency USD
 Security type Future
 Underlying JPMORGAN CHASE & CO
 Maturity 12-2025
 Contract size 100

Market data

Bid (Bid size) - USD (-)
 Ask (Ask size) - USD (-)
 Open 216.5632 USD
 High 216.5632 USD
 Low 216.5632 USD
 Close (prev. day) 217.2184 USD
 Underlying JPMORGAN CHASE & CO
 Underlying price (date) 207.45 (24/07/11)
 Settlement price (date) 216.56 (24/07/11)
 Open Interest 0

Performance and Risk

	6m	1y	3y
Perf (%)	+22.80%	+39.18%	-
Perf (abs.)	+40.20	+60.97	-
Beta	-	-	-
Volatility	18.60	17.96	-

Futures and Options

Related Futures -
 Related Options -












Information about previous performance does not guarantee future performance.
 Source: FactSet

Price data

Ø price 5 days Ø volume 5 days (pcs.)	216.0802 USD (0)
Ø price 30 days Ø volume 30 days (pcs.)	208.9107 USD (0)
Ø price 100 days Ø volume 100 days (pcs.)	204.1261 USD (0)
Ø price 250 days Ø volume 250 days (pcs.)	179.7016 USD (0)
YTD High date	217.6607 USD (2024/07/09)
YTD Low date	172.3643 USD (2024/01/18)
52 Weeks High date	217.6607 USD (2024/07/09)
52 Weeks Low date	143.6767 USD (2023/10/30)

Recent Research

on underlying	on sector	on market	
Date		Headline	Download
2024/06/21		Global Equity Ratings	
2024/06/21		Aktienempfehlungen Global	
2024/06/14		Global Equity Ratings	
2024/06/14		Aktienempfehlungen Global	
2024/05/29		Global Equity Ratings	