

JPMORGAN CHASE & CO. FUTURE (JPMF) - EUX/202512

2024/07/11 19:04:19

Price
216.5632 USD
 Difference  -0.30% (-0.66)

General attributes

Symbol JPMFZ25
 Exchange Eurex
 Currency USD
 Security type Future
 Underlying JPMORGAN CHASE & CO
 Maturity 12-2025
 Contract size 100

Market data

Bid (Bid size) - USD (-)
 Ask (Ask size) - USD (-)
 Open 216.5632 USD
 High 216.5632 USD
 Low 216.5632 USD
 Close (prev. day) 217.2184 USD
 Underlying JPMORGAN CHASE & CO
 Underlying price (date) 207.45 (24/07/11)
 Settlement price (date) 216.56 (24/07/11)
 Open Interest 0

Performance and Risk

| | 6m | 1y | 3y |
|-------------|---------|---------|----|
| Perf (%) | +22.80% | +39.18% | - |
| Perf (abs.) | +40.20 | +60.97 | - |
| Beta | - | - | - |
| Volatility | 18.60 | 17.96 | - |

Futures and Options

Related Futures -
 Related Options -













Information about previous performance does not guarantee future performance.
 Source: FactSet

Price data

| | |
|---|---------------------------|
| Ø price 5 days Ø volume 5 days (pcs.) | 216.0802 USD (0) |
| Ø price 30 days Ø volume 30 days (pcs.) | 208.9107 USD (0) |
| Ø price 100 days Ø volume 100 days (pcs.) | 204.1261 USD (0) |
| Ø price 250 days Ø volume 250 days (pcs.) | 179.7016 USD (0) |
| YTD High date | 217.6607 USD (2024/07/09) |
| YTD Low date | 172.3643 USD (2024/01/18) |
| 52 Weeks High date | 217.6607 USD (2024/07/09) |
| 52 Weeks Low date | 143.6767 USD (2023/10/30) |

Recent Research

| on underlying | on sector | on market | |
|---------------|---|---------------------------|---|
| Date | | Headline | Download |
| 2024/06/21 |  | Global Equity Ratings |  |
| 2024/06/21 |  | Aktienempfehlungen Global |  |
| 2024/06/14 |  | Global Equity Ratings |  |
| 2024/06/14 |  | Aktienempfehlungen Global |  |
| 2024/05/29 |  | Global Equity Ratings |  |