

# JPMORGAN CHASE & CO. FUTURE (JPMF) - EUX/202512

2024/04/30 18:39:30

**Price**  
**203.8896** USD  
 Difference  -0.07% (-0.15)

### General attributes

|               |                     |
|---------------|---------------------|
| Symbol        | JPMFZ25             |
| Exchange      | Eurex               |
| Currency      | USD                 |
| Security type | Future              |
| Underlying    | JPMORGAN CHASE & CO |
| Maturity      | 12-2025             |
| Contract size | 100                 |

### Market data

|                         |                     |
|-------------------------|---------------------|
| Bid (Bid size)          | - USD (-)           |
| Ask (Ask size)          | - USD (-)           |
| Open                    | 203.8896 USD        |
| High                    | 203.8896 USD        |
| Low                     | 203.8896 USD        |
| Close (prev. day)       | 204.035 USD         |
| Underlying              | JPMORGAN CHASE & CO |
| Underlying price (date) | 191.86 (24/05/01)   |
| Settlement price (date) | 203.89 (24/04/30)   |
| Open Interest           | 0                   |

### Performance and Risk

|             | 6m      | 1y      | 3y |
|-------------|---------|---------|----|
| Perf (%)    | +41.91% | +43.40% | -  |
| Perf (abs.) | +60.21  | +61.71  | -  |
| Beta        | -       | -       | -  |
| Volatility  | 16.85   | 19.59   | -  |

### Futures and Options

|                 |   |
|-----------------|---|
| Related Futures | - |
| Related Options | - |

5y












Information about previous performance does not guarantee future performance.  
 Source: FactSet

### Price data

|   |                           |
|---|---------------------------|
| Ø price 5 days   Ø volume 5 days (pcs.)     | 203.3364 USD (0)          |
| Ø price 30 days   Ø volume 30 days (pcs.)   | 202.6862 USD (0)          |
| Ø price 100 days   Ø volume 100 days (pcs.) | 188.1007 USD (0)          |
| Ø price 250 days   Ø volume 250 days (pcs.) | 167.2176 USD (0)          |
| YTD High   date                             | 209.8148 USD (2024/04/04) |
| YTD Low   date                              | 172.3643 USD (2024/01/18) |
| 52 Weeks High   date                        | 209.8148 USD (2024/04/04) |
| 52 Weeks Low   date                         | 135.1716 USD (2023/05/04) |

### Recent Research

| on underlying | on sector   | on market                 |   |
|---------------|---|---------------------------|---|
| Date          |   | Headline                  | Download  |
| 2024/04/26    |  | Global Equity Ratings     |  |
| 2024/04/26    |  | Aktienempfehlungen Global |  |
| 2024/04/03    |  | Global Equity Ratings     |  |
| 2024/04/03    |  | Aktienempfehlungen Global |  |
| 2024/03/13    |  | Global Equity Ratings     |  |