

JPMORGAN CHASE & CO. FUTURE (JPMF) - EUX/202512

2023/06/05 18:47:05

Price
143.5501 USD

Difference  -1.74% (-2.55)

General attributes

Symbol	JPMFZ25
Exchange	Eurex
Currency	USD
Security type	Future
Underlying	JPMORGAN CHASE & CO
Maturity	12-2025
Contract size	100

Market data

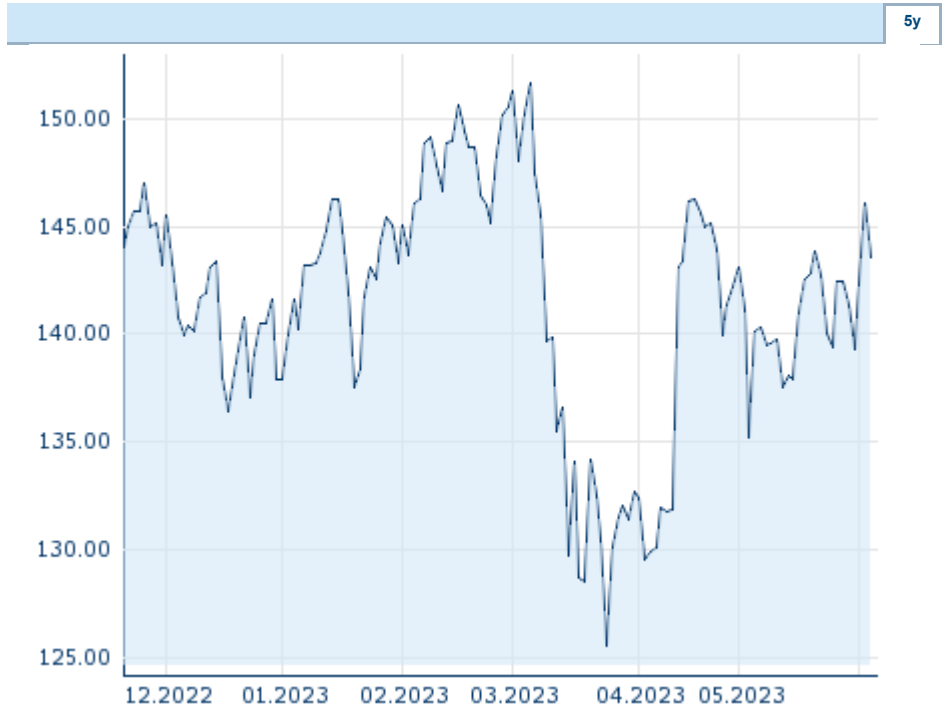
Bid (Bid size)	- USD (-)
Ask (Ask size)	- USD (-)
Open	143.5501 USD
High	143.5501 USD
Low	143.5501 USD
Close (prev. day)	146.098 USD
Underlying	JPMORGAN CHASE & CO
Underlying price (date)	139.09 (23/06/05)
Settlement price (date)	143.55 (23/06/05)
Open Interest	0

Performance and Risk

	6m	1y	3y
Perf (%)	+1.94%	-	-
Perf (abs.)	+2.73	-	-
Beta	-	-	-
Volatility	28.94	28.19	28.19

Futures and Options

Related Futures	-
Related Options	-












Information about previous performance does not guarantee future performance.
Source: FactSet

Price data

Ø price 5 days Ø volume 5 days (pcs.)	142.4958 USD (0)
Ø price 30 days Ø volume 30 days (pcs.)	141.1493 USD (0)
Ø price 100 days Ø volume 100 days (pcs.)	141.2933 USD (0)
Ø price 250 days Ø volume 250 days (pcs.)	- USD (0)
YTD High date	151.6512 USD (2023/03/06)
YTD Low date	125.5471 USD (2023/03/24)
52 Weeks High date	151.6512 USD (2023/03/06)
52 Weeks Low date	125.5471 USD (2023/03/24)

Recent Research

on underlying	on sector	on market	
Date		Headline	Download
2023/06/01		Aktienempfehlungen Global	
2023/06/01		Global Equity Ratings	
2023/05/24		Global Equity Ratings	
2023/05/24		Aktienempfehlungen Global	
2023/05/03		Global Equity Ratings	