

# PEPSICO INC. FUTURE (PEPF) - EUX/202512

2024/07/16 18:50:50

**Price**  
**167.1415** USD

**Difference**  **-0.76% (-1.28)**

### General attributes

Symbol	PEPFZ25
Exchange	Eurex
Currency	USD
Security type	Future
Underlying	PEPSICO INC.
Maturity	12-2025
Contract size	100

### Market data

Bid (Bid size)	- USD (-)
Ask (Ask size)	- USD (-)
Open	167.1415 USD
High	167.1415 USD
Low	167.1415 USD
Close (prev. day)	168.4221 USD
Underlying	PEPSICO INC.
Underlying price (date)	164.24 (24/07/16)
Settlement price (date)	167.14 (24/07/16)
Open Interest	0

### Performance and Risk

	6m	1y	3y
Perf (%)	-1.55%	-14.84%	-
Perf (abs.)	-2.65	-29.34	-
Beta	-	-	-
Volatility	16.13	15.98	-

### Futures and Options

Related Futures	-
Related Options	-

5y












Information about previous performance does not guarantee future performance.  
Source: FactSet

### Price data

Ø price 5 days   Ø volume 5 days (pcs.)	167.8217 USD (0)
Ø price 30 days   Ø volume 30 days (pcs.)	170.5797 USD (0)
Ø price 100 days   Ø volume 100 days (pcs.)	175.6801 USD (0)
Ø price 250 days   Ø volume 250 days (pcs.)	177.7823 USD (0)
YTD High   date	188.6529 USD (2024/05/17)
YTD Low   date	165.7139 USD (2024/07/09)
52 Weeks High   date	203.1453 USD (2023/07/26)
52 Weeks Low   date	165.7139 USD (2024/07/09)

### Recent Research

on underlying	on sector	on market	
Date		Headline	Download
2024/07/15		Aktienempfehlungen Global	
2024/07/12		Global Equity Ratings	
2024/06/21		Global Equity Ratings	
2024/06/21		Aktienempfehlungen Global	
2024/06/14		Global Equity Ratings	