

APPLE INC. FUTURE (AAPH) - EUX/202512

2024/07/18 18:33:27

Price
237.2479 USD

Difference  -2.46% (-5.99)

General attributes

Symbol	AAPHZ25
Exchange	Eurex
Currency	USD
Security type	Future
Underlying	APPLE INC
Maturity	12-2025
Contract size	100

Market data

Bid (Bid size)	- USD (-)
Ask (Ask size)	- USD (-)
Open	237.2479 USD
High	237.2479 USD
Low	237.2479 USD
Close (prev. day)	243.2342 USD
Underlying	APPLE INC
Underlying price (date)	224.18 (24/07/18)
Settlement price (date)	237.25 (24/07/18)
Open Interest	0

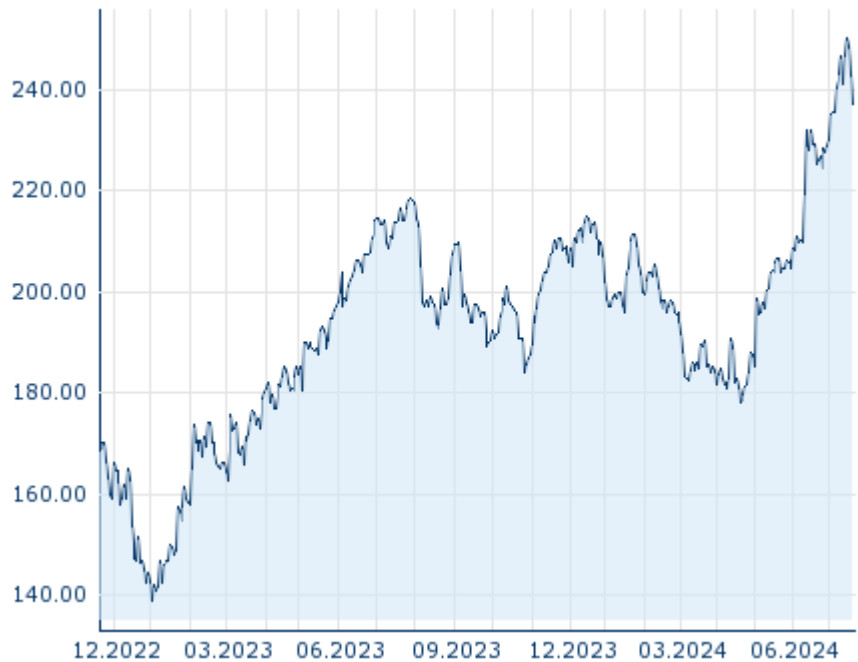
Performance and Risk

	6m	1y	3y
Perf (%)	+16.66%	+11.04%	-
Perf (abs.)	+33.88	+23.59	-
Beta	-	-	-
Volatility	24.02	22.13	-

Futures and Options

Related Futures	-
Related Options	-

5y












Information about previous performance does not guarantee future performance.
Source: FactSet

Price data

Ø price 5 days Ø volume 5 days (pcs.)	245.1801 USD (0)
Ø price 30 days Ø volume 30 days (pcs.)	232.7049 USD (0)
Ø price 100 days Ø volume 100 days (pcs.)	204.0394 USD (0)
Ø price 250 days Ø volume 250 days (pcs.)	202.5281 USD (0)
YTD High date	250.1754 USD (2024/07/15)
YTD Low date	178.0118 USD (2024/04/19)
52 Weeks High date	250.1754 USD (2024/07/15)
52 Weeks Low date	58.0425 USD (2023/12/14)

Recent Research

on underlying	on sector	on market	
Date		Headline	Download
2024/07/15		Aktienempfehlungen Global	
2024/07/12		Global Equity Ratings	
2024/06/21		Global Equity Ratings	
2024/06/21		Aktienempfehlungen Global	
2024/06/14		Global Equity Ratings	