

UBS AG FUTURE (UBSJ) - EUX/202512

2024/07/15 18:41:57

Price
27.803 CHF

Difference  -0.40% (-0.11)

General attributes

Symbol	UBSJZ25
Exchange	Eurex
Currency	CHF
Security type	Future
Underlying	UBS GROUP
Maturity	12-2025
Contract size	100

Market data

Bid (Bid size)	- CHF (-)
Ask (Ask size)	- CHF (-)
Open	27.803 CHF
High	27.803 CHF
Low	27.803 CHF
Close (prev. day)	27.9137 CHF
Underlying	UBS GROUP
Underlying price (date)	27.91 (24/07/16)
Settlement price (date)	27.80 (24/07/15)
Open Interest	0

Performance and Risk

	6m	1y	3y
Perf (%)	+10.70%	+52.94%	-
Perf (abs.)	+2.69	+9.62	-
Beta	-	-	-
Volatility	25.20	24.87	-

Futures and Options

Related Futures	-
Related Options	-

5y












Information about previous performance does not guarantee future performance.
Source: FactSet

Price data

Ø price 5 days Ø volume 5 days (pcs.)	27.569 CHF (0)
Ø price 30 days Ø volume 30 days (pcs.)	27.382 CHF (0)
Ø price 100 days Ø volume 100 days (pcs.)	26.772 CHF (0)
Ø price 250 days Ø volume 250 days (pcs.)	24.549 CHF (0)
YTD High date	28.560 CHF (2024/05/31)
YTD Low date	23.437 CHF (2024/02/07)
52 Weeks High date	28.560 CHF (2024/05/31)
52 Weeks Low date	18.220 CHF (2023/07/17)

Recent Research

on underlying	on sector	on market	
Date		Headline	Download
2024/07/15		Aktienempfehlungen Global	
2024/07/12		Global Equity Ratings	
2024/06/21		Global Equity Ratings	
2024/06/21		Aktienempfehlungen Global	
2024/06/14		Global Equity Ratings	