

UBS AG FUTURE (UBSJ) - EUX/202512

2024/04/19 18:42:46

Price
25.238 CHF

Difference  **-0.43% (-0.11)**

General attributes

| | |
|---------------|-----------|
| Symbol | UBSJZ25 |
| Exchange | Eurex |
| Currency | CHF |
| Security type | Future |
| Underlying | UBS GROUP |
| Maturity | 12-2025 |
| Contract size | 100 |

Market data

| | |
|-------------------------|------------------|
| Bid (Bid size) | - CHF (-) |
| Ask (Ask size) | - CHF (-) |
| Open | 25.238 CHF |
| High | 25.238 CHF |
| Low | 25.238 CHF |
| Close (prev. day) | 25.3468 CHF |
| Underlying | UBS GROUP |
| Underlying price (date) | 25.70 (24/04/19) |
| Settlement price (date) | 25.24 (24/04/19) |
| Open Interest | 0 |

Performance and Risk

| | 6m | 1y | 3y |
|-------------|---------|---------|----|
| Perf (%) | +16.20% | +34.54% | - |
| Perf (abs.) | +3.52 | +6.48 | - |
| Beta | - | - | - |
| Volatility | 24.25 | 24.61 | - |

Futures and Options

| | |
|-----------------|---|
| Related Futures | - |
| Related Options | - |

5y













Information about previous performance does not guarantee future performance.
Source: FactSet

Price data

| | |
|---|-------------------------|
| Ø price 5 days Ø volume 5 days (pcs.) | 25.323 CHF (0) |
| Ø price 30 days Ø volume 30 days (pcs.) | 26.953 CHF (0) |
| Ø price 100 days Ø volume 100 days (pcs.) | 25.506 CHF (0) |
| Ø price 250 days Ø volume 250 days (pcs.) | 22.372 CHF (0) |
| YTD High date | 28.133 CHF (2024/04/04) |
| YTD Low date | 23.437 CHF (2024/02/07) |
| 52 Weeks High date | 28.133 CHF (2024/04/04) |
| 52 Weeks Low date | 16.710 CHF (2023/05/04) |

Recent Research

| on underlying | | on sector | | on market | |
|---------------|---|---------------------------|--|---|--|
| Date | | Headline | | Download | |
| 2024/04/03 |  | Global Equity Ratings | |  | |
| 2024/04/03 |  | Aktienempfehlungen Global | |  | |
| 2024/03/13 |  | Global Equity Ratings | |  | |
| 2024/03/13 |  | Aktienempfehlungen Global | |  | |
| 2024/02/22 |  | Aktienempfehlungen Global | |  | |