

KERING S.A. FUTURE (PPXH) - EUX/202512

2024/08/15 18:48:26

Price
258.9803 EURDifference  1.86% (4.73)

General attributes

Symbol	PPXHZ25
Exchange	Eurex
Currency	EUR
Security type	Future
Underlying	KERING S.A.
Maturity	12-2025
Contract size	100

Market data

Bid (Bid size)	- EUR (-)
Ask (Ask size)	- EUR (-)
Open	258.9803 EUR
High	258.9803 EUR
Low	258.9803 EUR
Close (prev. day)	254.2499 EUR
Underlying	KERING S.A.
Underlying price (date)	254.75 (24/08/16)
Settlement price (date)	258.98 (24/08/15)
Open Interest	0

Performance and Risk

	6m	1y	3y
Perf (%)	-39.38%	-51.04%	-
Perf (abs.)	-168.20	-270.03	-
Beta	-	-	-
Volatility	35.15	32.15	-

Futures and Options

Related Futures	-
Related Options	-












Information about previous performance does not guarantee future performance.
Source: FactSet

Price data

Ø price 5 days Ø volume 5 days (pcs.)	255.8536 EUR (0)
Ø price 30 days Ø volume 30 days (pcs.)	297.7401 EUR (0)
Ø price 100 days Ø volume 100 days (pcs.)	327.2934 EUR (0)
Ø price 250 days Ø volume 250 days (pcs.)	381.8314 EUR (0)
YTD High date	439.4694 EUR (2024/02/22)
YTD Low date	252.9313 EUR (2024/08/12)
52 Weeks High date	526.1584 EUR (2023/08/16)
52 Weeks Low date	252.9313 EUR (2024/08/12)

Recent Research

on underlying on sector on market			
Date		Headline	Download
2024/02/14		Global Equity Ratings	
2024/02/14		Aktienempfehlungen Global	
2024/01/23		Global Equity Ratings	
2024/01/23		Aktienempfehlungen Global	
2023/12/21		Global Equity Ratings	